

# Humana's Online Training and Testing

1. When you enter into Humana online training and testing page, you immediately land on your **My Current Exams** page. This is your home page offering **General Information**, and displaying your **Current Enrollments**.

The first time you log in, you will NOT YET be enrolled in any courses. You must enroll in the required courses found in **My Assignments**.

**General Information**

Hello!

Welcome to Humana's Medicare Products training site. Resources here will help you increase your Medicare Advantage and Prescription Drug Plan sales.

**Guidance**

- Click [HERE](#) and read **all** instructions before launching courses or tests.
- In order to avoid any potential

**Recertification and Certification Guidance**

- Tests are based on the training material and any cited references.

2. Click **My Assignments** on the left navigation list.

**Current Enrollments**

| Exam Title | Delete Enrollment | Launch |
|------------|-------------------|--------|
|------------|-------------------|--------|

| My Current Exams   | Description   |                           |  |                               |                       |                       |                |                  |      |  |  |  |               |                               |                       |                       |   |  |  |  |               |  |              |                       |   |
|--------------------|---|---------------------------|--|-------------------------------|-----------------------|-----------------------|----------------|------------------|------|--|--|--|---------------|-------------------------------|-----------------------|-----------------------|---|--|--|--|---------------|--|--------------|-----------------------|---|
| My Information     | Subject Area  |                           |  |                               |                       |                       |                |                  |      |  |  |  |               |                               |                       |                       |   |  |  |  |               |  |              |                       |   |
| Course Catalog     | Training Level Requirement  |                           |  |                               |                       |                       |                |                  |      |  |  |  |               |                               |                       |                       |   |  |  |  |               |  |              |                       |   |
| My Assignments     | Requirement Type  |                           |  |                               |                       |                       |                |                  |      |  |  |  |               |                               |                       |                       |   |  |  |  |               |  |              |                       |   |
| Print Certificates | Assignment Type   |                           |  |                               |                       |                       |                |                  |      |  |  |  |               |                               |                       |                       |   |  |  |  |               |  |              |                       |   |
| Logout             | Course Title  |                           |  |                               |                       |                       |                |                  |      |  |  |  |               |                               |                       |                       |   |  |  |  |               |  |              |                       |   |
|                    | <table border="1"> <thead> <tr> <th>State/Point</th> <th>Assigned to (Supporting Case / Corrective Maintenance)</th> <th>Required Initial Training</th> <th>Assignment Type</th> <th>Course Title</th> <th>Current Status</th> <th>Assignment Title</th> <th>CDAs</th> </tr> </thead> <tbody> <tr> <td></td> <td></td> <td></td> <td>Online Course</td> <td>MAPD Self Study Part 1 (2016)</td> <td>Not Enrolled / Cancel</td> <td>Activity Not Assigned</td> <td>0</td> </tr> <tr> <td></td> <td></td> <td></td> <td>Online Course</td> <td></td> <td>Not Enrolled</td> <td>Activity Not Assigned</td> <td>0</td> </tr> </tbody> </table> | State/Point               | Assigned to (Supporting Case / Corrective Maintenance) | Required Initial Training     | Assignment Type       | Course Title          | Current Status | Assignment Title | CDAs |  |  |  | Online Course | MAPD Self Study Part 1 (2016) | Not Enrolled / Cancel | Activity Not Assigned | 0 |  |  |  | Online Course |  | Not Enrolled | Activity Not Assigned | 0 |
| State/Point        | Assigned to (Supporting Case / Corrective Maintenance)  | Required Initial Training | Assignment Type  | Course Title                  | Current Status        | Assignment Title      | CDAs           |                  |      |  |  |  |               |                               |                       |                       |   |  |  |  |               |  |              |                       |   |
|                    |   |                           | Online Course  | MAPD Self Study Part 1 (2016) | Not Enrolled / Cancel | Activity Not Assigned | 0              |                  |      |  |  |  |               |                               |                       |                       |   |  |  |  |               |  |              |                       |   |
|                    |   |                           | Online Course  |                               | Not Enrolled          | Activity Not Assigned | 0              |                  |      |  |  |  |               |                               |                       |                       |   |  |  |  |               |  |              |                       |   |

3. You will only see courses that are available to you. Click **Enroll** of the desired course. For example: If MAPD Certification, begin with Self Study Part 1 (only Part 1 will be available to enroll in first. As you complete each part of the course, it will prompt you to go back to My Assignments. The Enroll link will be available for the next Part.)


For Recertification – Please read the course titles and only enroll in the course that pertains to you.

Once enrolled – You will be prompted to click back to the home page (General Information).

**NOTE: PDP Only** Certification and **MAPD Self Study** Certification are mutually exclusive. You will only be able to enroll and complete one – but not both.

4. Scroll to the bottom of the General information page and click the GO button to launch the desired course outline.

| Current Enrollments   |                   |                                   |
|---|-------------------|-----------------------------------|
| Exam Title  | Delete Enrollment | Launch                            |
| Independent Agent MAPD Self Study Prework - Part 1 AHIP<br>This course is for those agents who want to sell Humana MAPD products. Do not enroll in this course if you want to sell PDP-only products. |                   | <input type="button" value="GO"/> |

| Level | Title  | Score | Weight |
|-------|--|-------|--------|
|       |  <a href="#">Welcome to Senior Personas</a> |       |        |

5. Click the first link of the course. Only the first link will be available. As you complete each module, the next module will be made available. You may go out and return anytime, and click on any completed module to review again.

**WARNING:** Test modules are counted and timed. Once you click and enter a test, you must complete the entire test in the allotted time. The only way a test is scored is if you physically click the “submit my answers” button at the end of the test.

You are given **three** (3) attempts to pass the test. If you do not pass the test in three attempts, you will not be allowed to sell Humana products.

http://humana.kmsi.us - KMx - Your Prescription for Performance - Microsoft Internet Explorer

### Introduction

6. When a module ends – click the **RETURN** button to bring you back to the course outline and choose the next module link in the course.

Done Internet

http://humana.kmsi.us - KMX - Your Prescription for Performance - Microsoft Internet Explorer

**Generic Test**  
Do NOT use

1. Correct answer is C  
 A  
 B  
 C  
 D

2. Correct answer is D  
 A  
 B  
 C  
 D

3. Correct answer is B  
 A  
 B  
 C  
 D

4. Correct answer is A  
 A  
 B  
 C  
 D

**7. Test modules are counted and timed. After you have answered all of the questions, you must click the **Submit Answers for Scoring** button.**

**WARNING:** Once you click and enter a test, you must complete the entire test in the allotted time. The only way a test is scored is if you physically click the **Submit Answers for Scoring** button at the end of the test.

You are given **three (3)** attempts to pass the test. If you do not pass the test in three attempts, you will not be allowed to sell Humana products.

**Submit Answers for Scoring**


**Return**

Done Internet

**Thank you. You will be contacted with your results.**


**Return**

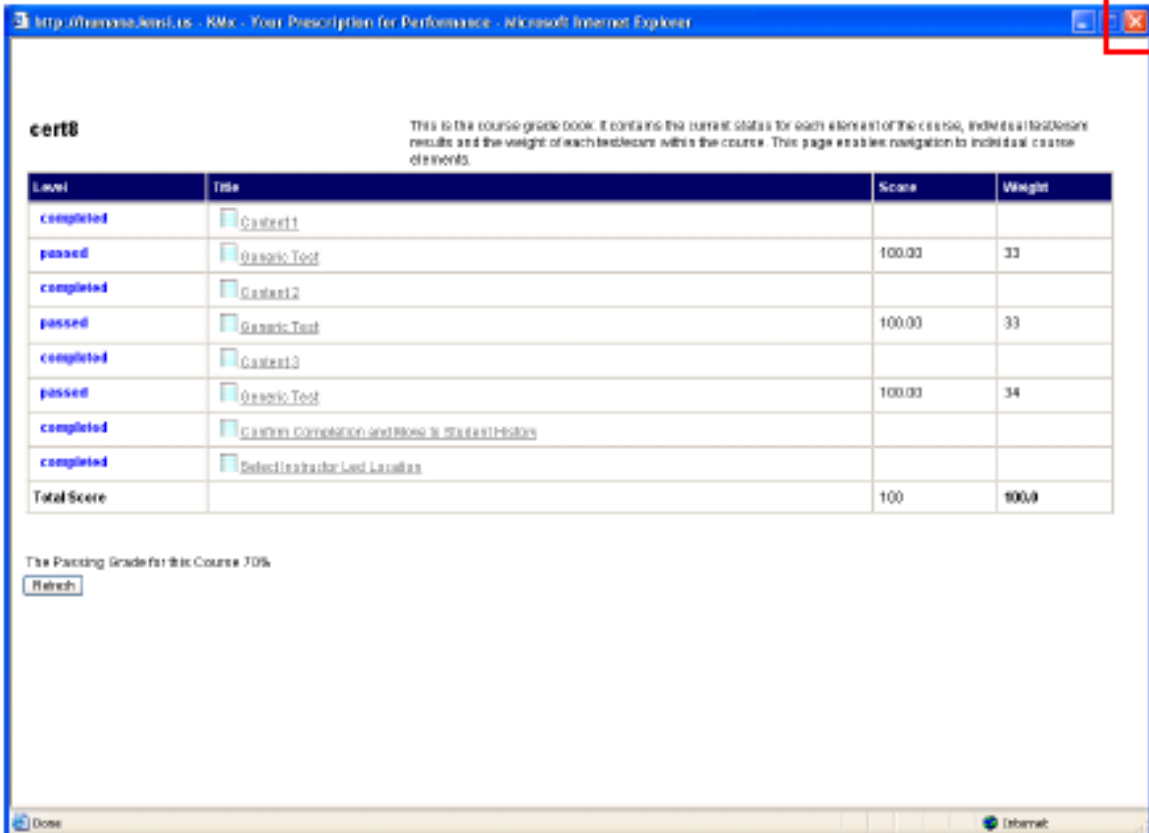
8. You will then receive a message that says you will be contacted with your test results. Click the **Return** button to see the test results on your course outline.

| Level     | Title   | Score  | Weight |
|-----------|---|--------|--------|
| completed |  <a href="#">Welcome to the course</a>       |        |        |
| passed    |  <a href="#">Affinity Partner Split Test</a> | 100.00 | 100    |

9. After you click the **Return** button, you will see your course outline. Under the **Level** heading, you will see if you passed or failed the test. Under the **Score** heading, you will see the score you achieved on the test.









If you, by chance do fail, remember, you have three (3) attempts. Click the test link in the course outline again to relaunch a new attempt. After you have used your three attempts, the test will no longer launch.

10. Once the entire course outline is completed, click the  to close and return back to your **Current Enrollment/General Information** home page. (You may also close out at any time if necessary and return later to continue.)



cert0

This is the course grade book. It contains the current status for each element of the course, individual test/score results and the weight of each test/score within the course. This page enables navigation to individual course elements.

| Level       | Title  | Score  | Weight |
|-------------|--|--------|--------|
| completed   |  Content 1                                      |        |        |
| passed      |  Generic Test                                   | 100.00 | 33     |
| completed   |  Content 2                                      |        |        |
| passed      |  Generic Test                                   | 100.00 | 33     |
| completed   |  Content 3                                      |        |        |
| passed      |  Generic Test                                   | 100.00 | 34     |
| completed   |  Content Completion and Move to Student History |        |        |
| completed   |  Select Instructor Led Location                 |        |        |
| Total Score |  | 100    | 100.0  |

The Passing Grade for this Course 70%

11. When each part is completed and successfully passed, the course is removed from your Current Enrollment list on the General information page.

You will then be able to print your certificate of completion.

- My Current Exams
- My Information
- Course Catalog
- My Assignments
- Print Certificates
- Logoff

12. To print your certificate of completion, start on your General information home page. Click the **Print Certificates** button found on the left navigation list.

13. In the resulting screen – click the **Completed Satisfactorily** link found in the right hand side of the page under **Final Results** heading.

| Past Enrollment Results |                    |                 |                  |  |
|-------------------------|--------------------|-----------------|------------------|--|
| Exam Title              | Launch             | Download Course | Dates and Grades | Final Results                            |
| MAPD Certification      | <a href="#">GO</a> |                 |                  | <a href="#">Completed Satisfactorily</a> |

14. Certificate will display. Please print a copy for your records using the **Print Page** button found at the bottom of the screen.

**HUMANA MarketPoint**  
Providing what you need to meet

---

**This certificate is awarded to:**

Your name will appear here!

**For successful completion of the course titled:**

**MAPD Certification**

Completion Date: 08/06/07 - #100723  
Site Administrator:

Print Page
Done