

Medica Medicare Certification 2012



Getting There

Visit broker.medica.com and log into the broker portal

Under Medicare Plans, click Training & Events

With our seamless sign on process, you will be directed to our training site

Chandralekha Gupta, welcome to Medica's training site!

MEDICA MEDICARE CERTIFICATION NOW AVAILABLE

[Click here to get started.](#)

Get it done. Get credit. Start Selling.

Click to get to the modules

INDIVIDUAL MEDICARE

GROUP MEDICARE

INDIVIDUAL & FAMILY

START IT UP>>

on Medica's new Training & Events site.

COMING SOON!

The screenshot shows a user interface for a training site. On the left, a hand is shown with a 'START' button overlaid on the index finger. The main content area is divided into three sections: 'INDIVIDUAL MEDICARE', 'GROUP MEDICARE', and 'INDIVIDUAL & FAMILY', each with a grid of small images representing different scenarios. Below this, a large banner reads 'START IT UP>>' followed by 'on Medica's new Training & Events site.' and 'COMING SOON!'.

Get Certified

Complete all five modules if you haven't completed AHIP

Required Training (Click here to expand or collapse)

Medicare Certification: 2012 (Click here to print Certificate)

Medica's Medicare Products 2012

To launch a module click the course name.

- [2012 Module 1: Original Medicare](#)
- [2012 Module 2: Compliance and Oversight](#)
- [2012 Module 3: Medicare Products](#)
- [2012 Module 4: Enrollment and Application](#)
- [Fraud, Waste, and Abuse 2011](#)

Get Certified

Attest for AHIP if you have completed AHIP training
Get credit for Medica's Modules 1 & 2



Click to get to the AHIP attestation page



Earn credit for your AHIP training:

I have passed AHIP 2012 Medicare Training course and can provide documentation of my passing score to Medica upon request.

Submit



Required Training (Click here to expand or collapse)

Medicare Certification: 2012 (Click here to print Certificate)

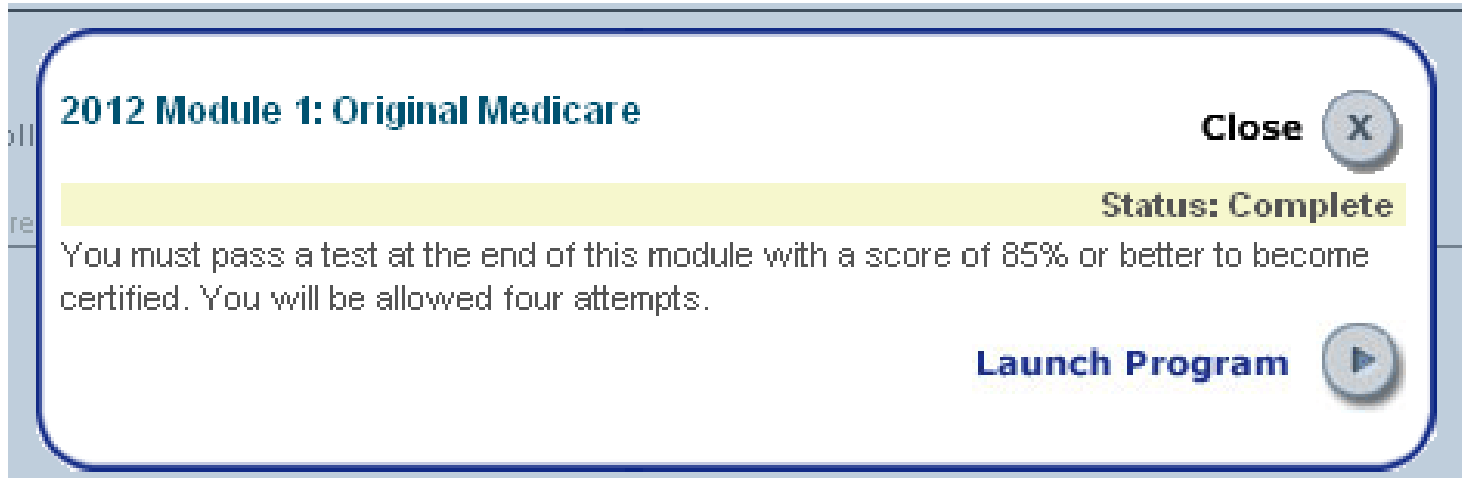
Medica's Medicare Products 2012

To launch a module click the course name.

- [2012 Module 1: Original Medicare](#)
- [2012 Module 2: Compliance and Oversight](#)
- [2012 Module 3: Medicare Products](#)
- [2012 Module 4: Enrollment and Application](#)
- [Fraud, Waste, and Abuse 2011](#)

Module Know-Hows

Once you click the Module Title, a dialogue box will appear.
Click Launch Program to confirm your selection.



Module Know-Hows

Every module has the following buttons:

Click to print the entire module as a PDF document

Click to view previous content page

Click to skip module content and test out

PRINT PAGE  PRINT MODULE  << START OVER < BACK NEXT > SKIP TO TEST >|

Click to print the current page you are viewing

Click to return to first page of the module

Click to view next content page

Module Know-Hows

Every module has hyperlinks/buttons you have to click to access additional course materials or documents that you need to view in a separate browser window.

1 Clicking a button/link to view document

Here is an example of how you will have to click a button to view a document in a separate browser window.

Special Enrollment Period (SEP)

A period outside of the usual IEP, ICEP or AEP when individuals may elect a plan or change their plan election.

Examples include:

- Becoming dual eligible
 - LIS and dual-eligible individuals have a special continuous enrollment period
- Beneficiaries who move out of their service area

Click button below to view more information:

[SEP Enrollment Periods Grid](#)

Module Know-Hows

2

Document displayed in new browser window.

Clicking the link will open and display the document in a new browser window.



http://medica.uat.pinpointglobal.com/content/medica_lms/9525_copy%20of%20module%204_final%20ver - ...

http://medica.uat.pinpointglobal.com/content/medica_lms/9525

File Edit Go To Favorites Help

SnagIt Convert Select

Favorites DB Types of EP55 http--www.businessballs.co... WebExIntercall http--www.iconlogic.com-pd...

http://medica.uat.pinpointglobal.com/content/medica...

1 / 3 59.7% Find

Medica Center for Healthy Aging
Medicare Enrollment Periods Grid

A	B	C	D	E
#	Medicare Advantage Special Enrollment Period (SEP)	Description	Sample Questions to Ask	Effective Date
1	30.4.1 SEP for Change in Residence	An SEP for a change in residence exists for these scenarios: 1) Individuals who are no longer eligible to be enrolled in an MA plan due to a change in permanent residence outside the MA plan service area. 2) Individuals who will have new Medicare health or Part D plans available to them as a result of a permanent move.	Have you recently moved? Where did you move from?	If the individual notifies the plan of the move, the SEP may begin either the month before the move (if they notify in advance), or the month in which they provide notice (if they've already moved). The SEP continues for 2 months following the month it begins or the month of the move, whichever is later.
2	30.4.2 SEP for Correct Vision	This SEP exists for individuals who demonstrate to CMS that the MA plan which they are a member of substantially violated a material provision of its MA contract, or that they materially misrepresented the plan when marketing.	Has Medicare determined that your Medicare Advantage plan violated to correct?	This SEP begins once CMS determines a violation has occurred. The length of this SEP is case-specific.
3	30.4.3 SEP for Non-renewals or Terminations	This SEP allows individuals affected by a MA plan non-renewal or termination time to choose another MA plan.	Have you been notified that your Medicare Advantage plan is not renewing its contract with Medicare? Has your Medicare Advantage plan's contract with Medicare been terminated?	Varies depending on situation. E.g., for contract or plan non-renewals that are effective January 1, the effective date may be November 1, December 1, January 1 or February 1.
4	30.4.4 SEPs for Exceptional Conditions			
5	30.4.4-1 SEP Employer Group Health Plan	This SEP exists for individuals making MA elections into or out of employer sponsored MA plans and for individuals disenroll from an MA plan to take employer sponsored and for individuals disenrolling from employer sponsored coverage (including COBRA coverage) to elect an MA plan.	Do you currently have coverage offered by an employer or union? Have you recently lost such coverage?	For individuals who have employer sponsored coverage, this SEP ends 2 months after the month employer sponsored coverage ends. Individuals may choose an effective date up to 3 months after the month in which they complete an enrollment/disenrollment request.
6	30.4.4-2 SEP for Individuals Who Disenroll in Connection With a CMS Sanction	CMS will establish a SEP if they sanction an MA organization and an individual disenrolls in connection with the matter that gave rise to that sanction.		Varies depending on situation.
7	30.4.4-3 SEP for Individuals Enrolled in Cost Plans that are Non-renewing Their Contracts	This SEP exists for enrollees of Cost plans that are nonrenewing their 1876 cost contracts for the area in which the enrollee lives.	Did you receive a letter from your plan that says they will no longer be offering the plan in your area?	This SEP begins 90 days prior to the end of the contract year and ends on January 31 of the following year. Individuals may choose effective date of November 1, December 1, January 1 or February 1.
8	30.4.4-4 SEP for Individuals in the Program of All-Inclusive Care for the Elderly (PACE)	Individuals may disenroll from an MA plan at any time in order to enroll in PACE.	Are you currently enrolled in a special plan called PACE? Are you enrolling in a PACE plan?	Individuals who disenroll from PACE have an SEP for up to 2 months after the effective date of PACE disenrollment to elect an MA plan. The effective date varies depending on the situation.
9	30.4.4-5 SEP for Dual-eligible Individuals or Individuals Who Lose Their Dual-eligibility	This SEP exists for individuals who are entitled to Medicare Parts A and B and receive any type of assistance from Medicaid. This includes both "full benefit" dual eligibles as well as "partial dual" (e.g. OMB-only, SMI-only, etc.)	Do you currently have Medicaid coverage? Did you recently receive a yellow letter from Medicaid? Have you recently lost coverage under Medicaid?	This SEP begins the month the individual becomes dually-eligible and exists as long as they receive Medicaid benefits. The effective date is the first of the month following receipt of the enrollment request. OR This SEP begins the month the individual loses eligibility plus two additional months.
10				

Module Know-Hows

3

You may save or print the document.

You may choose to save or print that document by clicking File>Print or File>Save.



Module Know-Hows

4

Close the document and the new browser window.

After you have reviewed the document, please make sure you close the document and the new browser window by clicking the 'X'.



Module Know-Hows

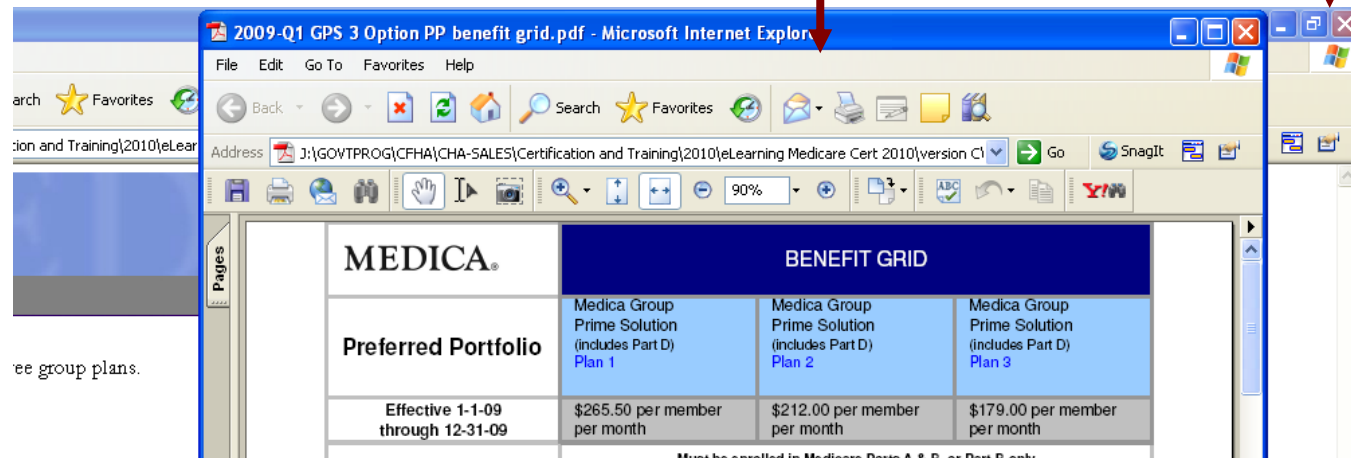
4

Make sure you don't close out of the main course window.

While viewing a document, you will have two browser (Internet Explorer) windows open. Make sure you don't close out of the main course window as you will then exit the course!

Document displayed in new browser window

Main course window



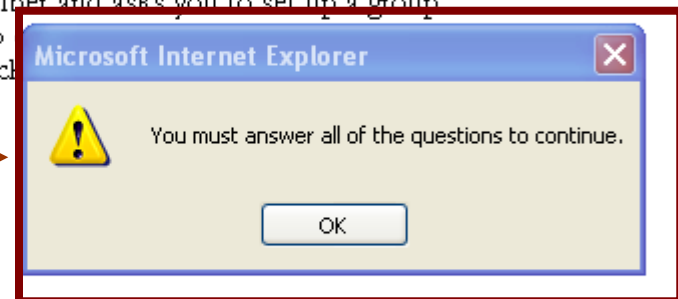
Completing Module Tests

Response is required

You can't proceed to the next test question page if you don't respond to the question you are currently viewing.

You will be prompted to answer the question before proceeding.

approaches you in September and asks you to set up a group (this is the earliest the group can be set up. You must select a group of your choice and click the "OK" button to proceed with the test).



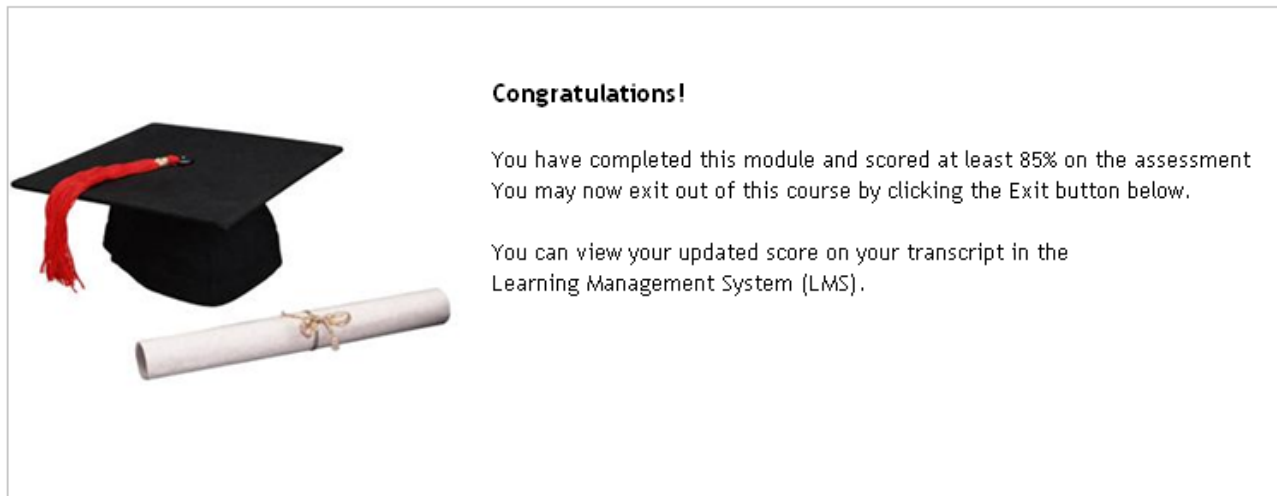
ended at any time
ial Enrollment Period
Enrollment Period

You may review content before attempting to answer the question. Click the button below:

Completing Module Tests

Test Results: Pass

If you pass the test, you will view the following screen:



PRINT PAGE 

EXIT X

course name.

You can then click EXIT to exit the course and return to the Medicare page.

- [Module 1: Original Medicare 2011](#)
- [Module 2: Compliance and Oversight 2011](#)
- [Module 3: Medicare Products 2011](#)
- [Module 4: Enrollment and Application 2011](#)

Your pass status will be noted as a checked box next to the module name.

Completing Module Tests

Test Results: Fail

If you fail the test, you will view the following screen and be allowed 2 more attempts to pass the test. If you fail four times, you will be locked out.




You did not score 85%

You did not score at least 85% on this assessment.

Please click the **exit** button below and close out of the course and return to the Medicare page for retest options.

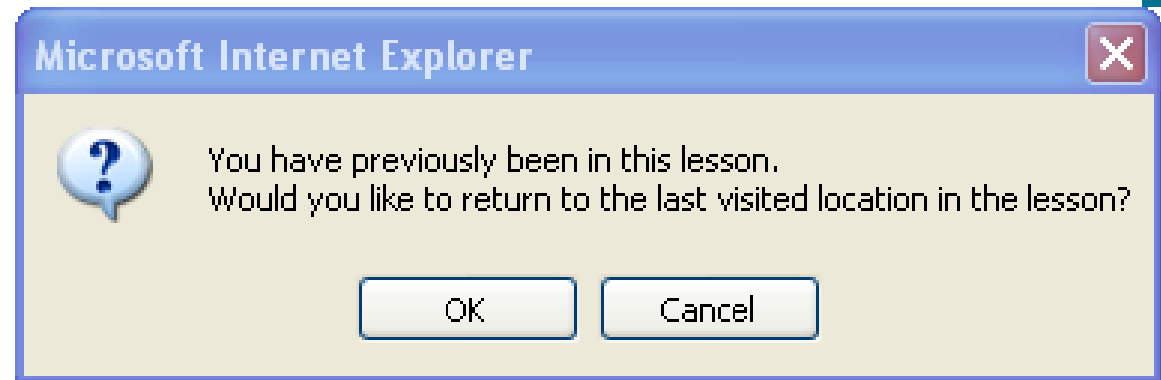
PRINT PAGE 

You can then click EXIT to  [EXIT X](#)
exit the course and return to
the Medicare page. You can
then re-launch the course.

Exiting before Completing a Module

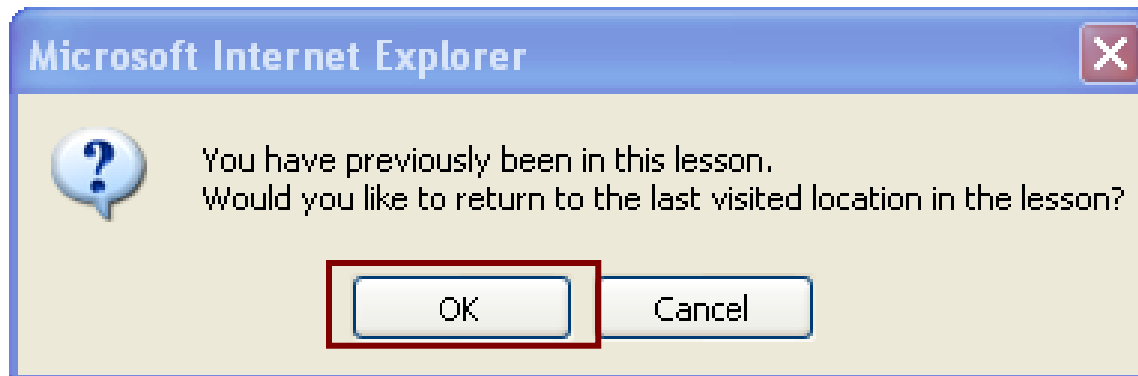
If you exit a module by clicking the 'Exit' button before you complete the entire module, you will be prompted for a response the next time you launch the module.

Click OK to return to the page you last visited.
Click Cancel if you want to start over.



Exiting before Completing a Module

If you leave a test, you can return to the first question and start over.



Your Transcript

You can click the 'Transcript' link to view course completion. Check boxes and a passing score of 85% or greater will indicate that you have passed modules and tracks. You can print your certificate after you complete a track.

Transcript

Use the Transcript Page to view your assessment scores for completed classes.

Chandralekha Gupta
Chandralekha.Gupta@medica.com

Click the print icon to the right to print a copy of your transcript. You may also print a completion certificate by clicking the link next to each completed course title.

To launch a course click the course name.

Medicare

Required Training (Click here to expand or collapse)

Medicare Certification: 2012 (Click here to print Certificate)

	Score	Status	Date Passed
<input checked="" type="checkbox"/> 2012 Module 1: Original Medicare			8/22/2011
<input checked="" type="checkbox"/> 2012 Module 2: Compliance and Oversight			8/22/2011
<input type="checkbox"/> 2012 Module 3: Medicare Products			
<input type="checkbox"/> 2012 Module 4: Enrollment and Application			
<input type="checkbox"/> Fraud, Waste, and Abuse 2011			

Contact Us

Click the Contact Us link if you have any questions.



Have a question?

Fill out the form below and a member of our Broker Service Team will answer your question within 24 hours. You may also call us at: 1-866-752-0945.

Name:

Email:

Phone:

Contact Via: Email Phone

Please enter your comments below: