

Last Updated
04/16/19

SUNDERLAND GROUP

Call to request an illustration TODAY!
INDEXED

Annuity Product Reference Guide

April

2019

OPEN HERE! >>>
Your potential annuity
sales await!

FEEL THE POWER

12.00%
Premium
Bonus!!!

MarketPower Bonus Index[®]
from EquiTrust Life Insurance Company[®]

- 12% Premium Bonus!
- Premium Bonus Vested Day 1
- 5 Index strategies and Fixed Account at 1.50%
- 10% Annual Free Withdrawals After First Year
- Full Account Value at Death
- 14 year surrender charge schedule
- Nursing Home Waiver and Terminal Illness Rider
- 6.00% rollup rate for up to 10 years on Optional Income Rider!
- 2 Year Monthly Average Cap at 8.00% (Rates if Income Rider Not Elected)

Call us today!

EquiTrust may modify or discontinue the additional premium bonus at any time. EquiTrust Life Insurance Company is rated B++ by A.M. Best Company for its relative financial strength and ability to meet its obligations to policyholders. Surrender of the policy may be subject to a surrender charge and market value adjustment. Withdrawals may be subject to federal income tax and a 10% IRS penalty prior to age 59 1/2. Withdrawals do not participate in index returns. Product not available in all states. EquiTrust Life Insurance Company, West Des Moines, IA. Contract is issued on Contract Form Series ET-MPP-2000 (02-05). Group Certificates issued on Form Series ET-MPP-2000C(02-05).
FOR PRODUCER USE ONLY.
AC18-MPP-1123



Contact us Today!

SUNDERLAND GROUP

**BEST Commission
BEST Products
BEST Rates**

www.sunderlandgroup.com

800.373.9807

info@sunderlandgroup.com

(For Agent Use Only)
Not intended for soliciting annuity sales from the public.
Rates and Commissions subject to change.
Check for current state approvals.

Table of Contents - Company Overviews

- 3 INDEXED ANNUITIES**
- 4 GUARANTEE INCOME RIDER (BENEFIT LIVING) COMPARISON**
- 5-6 AMERICAN EQUITY INVESTMENT LIFE INSURANCE COMPANY**
A.M. Best Rating = A- (excellent) (888) 221-1234
- 7 AMERICAN GENERAL LIFE COMPANIES***
Policies issued by American General Life and United States Life (NY only)
A.M. Best Rating* = A (excellent) (888) 438-6933
- 13 AMERICAN NATIONAL INSURANCE COMPANY**
A.M. Best Rating = A (excellent) (800) 835-5320
- 8-10 ATHENE ANNUITY & LIFE ASSURANCE COMPANY**
A.M. Best Rating = A (excellent) (855) 428-4363, option 1
- 11 EQUITRUST LIFE INSURANCE COMPANY**
A.M. Best Rating = B++ (good) (866) 598-3694
- 12 GLOBAL ATLANTIC FINANCIAL GROUP**
A.M. Best Rating = A (excellent) (866) 645-2449
- 13-15 GREAT AMERICAN LIFE INSURANCE COMPANY**
A.M. Best Rating = A (excellent) (800) 438-3398 x11999
- 16 GUGGENHEIM LIFE & ANNUITY COMPANY**
A.M. Best Rating = B++ (good) (800) 767-7749
- 17 LINCOLN FINANCIAL GROUP**
A.M. Best Rating = A+ (superior) (800) 238-6252
- 18 NASSAU RE COMPANY**
A.M. Best Rating = B (good) 888-794-4447
- 19-23 NORTH AMERICAN COMPANY FOR LIFE AND HEALTH**
A.M. Best Rating = A+ (superior) (877) 586-0242 x35676
- 24 OXFORD LIFE INSURANCE COMPANY**
A.M. Best Rating = A- (excellent) (800) 308-2318
- 25 PROTECTIVE LIFE INSURANCE COMPANY**
A.M. Best Rating = A+ (superior) (800) 421-5614
- 23 SAGICOR LIFE INSURANCE COMPANY**
A.M. Best Rating = A- (excellent) (888) 724-4267 x6180



American General
Life Companies



GUGGENHEIM LIFE AND ANNUITYSM

NASSAU RE



Indexed Annuities

(Lower Band Rates Shown)

Company	Product Name	Bonus	Design	Cap	Fixed Rate	S&P 500 Participation Rate	Minimum Surrender Value	Surrender Charge Period
5 year term								
Sagicor Life	Sage Secure 5	0.00%	2	6.00%	2.35%	100% First Year	1.00% on 100%	5 years
Great American Life	American Landmark 5	0.00%	1	5.55%	2.85%	100% First Year	1.00% on 87.5%	5 years
6 year term								
Protective Life	Protective Asset Builder	0.00%	2	5.50%	2.25%	100% First Year	1.00% on 100%	6 years
7 year term								
Great American Life	American Legend 7	0.00%	2	5.90%	2.90%	100% First Year	1.00% on 100%	7 years
American National	Strategy Plus - 7	1.00%	2	4.65%	2.20%	100% First Year	1.00% on 87.5%	7 years
Athene Annuity	Performance Elite - 7	0.00%	2	4.50%	1.70%	100% First Year	1.00% on 100%	7 years
Global Atlantic	Choice Accumulation II	0.00%	2	5.85%	2.85%	100% First Year	1.00% on 100%	7 years
8 year term								
North American	Performance Choice 8 Plus	3.00% for 5yrs	2	3.15%	1.45%	100% First Year	1.00% on 87.5%	8 years
Lincoln Financial	OptiPoint 8	2.00%	2 (2-Yr P-P)	7.80%	1.80%	100% First Year	1.00% on 87.5%	8 years
9 year term								
Sagicor Life	Sage Select - 9	4.00%	1	4.00%	2.00%	100% First Year	3.00% on 87.5%	9 years
10 year term								
Athene Annuity	Performance Elite- 10	6.00%	2	4.00%	2.00%	100% First Year	1.00% on 87.5%	10 years
Guggenheim	Highlander	4.00%	2	4.00%	2.00%	100% First Year	1.00% on 100%	10 years
Protective Life	Protective Index Annuity II	0.00%	2	5.70%	2.45%	100% First Year	1.00% on 100%	10 years
EquiTrust Life	Market Value EIA	0.00%	7	20.00%	2.75%	100% First Year	2.00% on 87.5%	10 years
American National	Strategy Plus - 10	1.00%	2	4.90%	2.35%	100% First Year	1.00% on 87.5%	10 years
Great American Life	Safe Return	0.00%	2	4.75%	2.00%	100% For Term	1.00% on 100%	10 years
North American	Charter Plus - 10	5.00% for 7 yrs	2	3.00%	1.30%	100% First Year	1.00% on 87.5%	10 years
North American	VersaChoice	0.00%	2	4.00%	2.20%	100% First Year	1.00% on 100%	10 years
Global Atlantic	Choice Accumulation II	0.00%	2	5.95%	2.95%	100% First Year	1.00% on 100%	10 years
EquiTrust Life	Market 10 Bonus	6.00% for 5yrs	7	8.00%	1.90%	100% First Year	1.00% on 100%	10 years
12 year term								
North American	Performance Choice 12 Plus	7.00% for 5yrs	2	3.25%	1.55%	100% For Term	1.00% on 87.5%	12 years
14 year term								
EquiTrust Life	Market Power Bonus	12.00%	7	8.00%	1.50%	100% First Year	2.00% on 87.5%	14 years
North American	Charter Plus - 14	8.00% for 7 yrs	2	3.50%	1.60%	100% First Year	1.00% on 87.5%	14 years

(For Agent Use Only)
 Not intended for soliciting annuity sales from the public.
 Rates and Commissions subject to change.
 Check for current state approvals.

(A) 6.00% day 1, 2.00% 1st anniversary yr., 2.00% 2nd anniversary yr., 2.00% 3rd Anniversary Yr.
 (B) 4.00% year 1, 2.00% 1st anniversary yr., 1.00% 2nd anniversary yr..

1 = Monthly Average Annual Reset 2 = Annual Point to Point Reset 3 = Point to Point 4 = Monthly Point to Point Annual Reset 5 = Monthly Cap Annual Reset 6 = High Water Rolling for Monthly Term
 7 = 2 year Monthly Average 8 = Trigger Point 9 = 18 Monthly Average *RATES AND COMMISSIONS SUBJECT TO CHANGE. CHECK INDIVIDUAL COMMISSION SCHEDULES FOR GUARANTEED ACCURACY AND DESCRIPTIONS !!! Call for state approvals.

Guarantee Income Rider (Living Benefit) Comparison

	American General	American National	Athene Annuity	Athene Annuity	EquiTrust	EquiTrust	EquiTrust	EquiTrust	Great American	Guggenheim	Lincoln Financial Group	North American	Oxford Life
	Lifetime Income Plus	Strategy Plus Income Rider	Ascent Income Rider Option 1	Ascent Income Rider Option 2	Market Value IR	MarketTen IR	Market Seven IR	Market Power IR	Income Secure	Lifetime Withdrawal Rider	Lincoln Lifetime Income Edge	Income Pay Plus	GLWB
Roll-up Rate in Accumulation Period	7.50% Simple for 10 years	7.20% 10 years or 4.20% plus interest for 10 years	10% income base bonus 10% Simple yrs 1-10 5% Simple yrs 11-20	5% Income base bonus 7.00% Simple yrs 1-10 4% yrs 11-20 Par rate=200%	10% Income Base Bonus 4% Roll Up Plus Credited Rate for 10 Years	6.50% for 10 years	7.00% for 7 years	6.00% for 10 years	7% Simple Interest for 10 years	10% Income Base Bonus, 4% roll-up + stacking credits for 20 years	Step-up Benefit factor* 5% minimum for 10 years	6.00% for 10 years	6.75% annually for first ten policy years
Interest Credited	Annually	Annually	Annually	Annually	Annually	Annually	Annually	Annually	Annually	Annually	Annually	Annually	Annually
Income W/D Multiplier - Confinement Feature (See Contract for Qualifying Confinement Criteria)	No	No	Yes 180 days of confinement, Not available in all states	No	Yes Based on ADL's	Yes Based on ADL's	Yes Based on ADL's	Yes Based on ADL's	No	No	10% of Income Base Annually Check State Availability	Yes (where available)	Yes
Start Stop Option	Yes	Yes	Yes	Yes	Yes	Yes	Yes	Yes	Yes	Yes	Yes	Yes	Yes
Rider Charge (calculated annually against the IAV, deducted monthly from AV)	0.95%	0.90% 0.60% with stacking	1.00%	1.00%	0.95%	1.00%	1.25%	1.25%	0.95%	0.90%	0.95%	1.05%	0.95%
Increasing Benefit Option	Yes	No	Yes	Yes	No	No	No	No	No	No	No	Yes	No
Guaranteed Payments for Life	Yes	Yes	Yes	Yes	Yes	Yes	Yes	Yes	Yes	Yes	Yes	Yes	Yes
Withdrawal Phase Waiting Period	1 Year and 60 year old	1 year and 50 year old	Age 50	Age 50	1 Years and 50 year old	1 Years and 50 year old	1 Years and 50 year old	1 Years and 50 year old	55 year old	1 Year and 60 year old	Age 50	1 Year and 50 year old	1 Year and 50 year old
Rider Charge Refund	No	No	No	No	No	No	No	No	Yes	No	No	No	No
Account Available at Death	No	No	No	No	No	No	No	No	No	No	No	No	Yes
Joint Lifetime Withdrawal Option available	Yes	Yes	Yes	Yes	Yes	Yes	Yes	Yes	Yes	Yes	Yes	Yes	Yes
State Availability	All except: NY	All except: CA, NY	All except: NY	All except: NJ, NY, WA	All except: NY	All except: NY	All except: NY, OR	All except: CA, DE, NY	All except: NY, WA	All except: NY	All except: NY	All except: NY	All except: AL, NY, VT, WV (MT & CA for some products)
Issue Ages	50-75	40-80	35-80	40-80	40-80	40-80	40-85	40-75	45-85	45-80	35-85	40 and Above	50+




*Bonus Ascent Pro products only, other variations available

AMERICAN EQUITY INVESTMENT LIFE INSURANCE COMPANY (AEI) Rates Effective as of 1-1-2019

INDEXED	Current Interest					Guaranteed Interest	Minimum Premium	Withdrawal Provisions	Surrender Charges	Issue Ages	MVA Y=Yes N=No	States Not Available
Bonus Gold 10% Premium Bonus on all 1st year premiums 	Cap	PR	Asset Fee	PT		Minimum Guaranteed Interest: Currently 1.75% MGIR is set at issue and guaranteed for the life of the contract. 80% of 1st year premium plus premium bonus plus 87.5% additional premium, less withdrawal proceeds, at MGIR, compounded annually.	Minimum: \$5,000 Maximum: 18-69 \$1,500,000 70-74 \$1,000,000 75-80 \$750,000	10% of Contract Value Annually, Starting Yr 2. Systematic W/D & RMD Immediately from Fixed Value.3	16 years (20, 19.5, 19, 18.5, 18, 17.5, 17, 16, 15, 14, 12, 10, 8, 6, 4, 2, 0%) DE - 17 year	18-80 Q and NQ FL ONLY 18-64 Q & NQ	N	AK, CA, CT, DE, MN, MT, NJ, NV, NY, OH, OK, OR, PA, SC, TX, UT, WA
	S&P 500® Annual Monthly Avg w/PR	-	25%	-	-							
	S&P 500 Annual Monthly Avg w/Cap	2.25%	-	0%	-							
	S&P 500 Annual Pt to Pt w/PR	-	15%	-	-							
	S&P 500 Annual Pt to Pt w/Cap	2.25%	-	0%	-							
	Dow Annual Monthly Avg w/Cap	2.25%	-	0%	-							
	Dow Annual Pt to Pt w/Cap	2.25%	-	0%	-							
	S&P 500 Monthly Pt to Pt w/Cap	1.20%	-	-	-							
	10 Yr. U.S. Treasury Bond w/Cap	2.25%	-	0%	-							
	S&P 500 Performance Trigger	-	-	-	2.00%							
	Bond Yield w/Cap	5.15%	-	2.00%	-							
	Volatility Control Index	-	-	3.75%	-							
	Current Fixed Value Rate 1.15%											
Retirement Gold 8% Premium Bonus on all 1st year premiums IN (8% ages 18-73, 5% ages 74-78) 	Cap	PR	Asset Fee	PT	Minimum Guaranteed Interest: Currently 1.75% MGIR is set at issue and guaranteed for the life of the contract. 87.5% of premiums paid less withdrawal proceeds, at MGIR, compounded annually	Minimum: \$5,000 Maximum: 18-69 \$1,500,000 70-74 \$1,000,000 75-80 \$750,000	10% of Contract Value Annually, Starting Yr 2. Systematic Withdrawal of interest only from the Fixed Value, available after 30 days	10 years (12.5,12,12,11, 10,9,8,7,6,4,0%) 8% bonus fully vested after year 14	18-78 Q and NQ	N	AK, CA, CT, DE, FL, MN, NJ, NV, NY, OH, OK, OR, PA, SC, TX, UT, WA	
	S&P 500® Annual Monthly Avg w/PR	-	25%	-								-
	S&P 500 Annual Monthly Avg w/Cap	2.00%	-	-								-
	S&P 500 Annual Pt to Pt w/PR	-	15%	-								-
	S&P 500 Annual Pt to Pt w/Cap	2.00%	-	-								-
	S&P 500 Monthly Pt to Pt w/Cap	1.00%	-	0%								-
	S&P 500 Performance Trigger	-	-	-								1.75%
	Bond Yield w/Cap	4.65%	-	2.00%								-
	Volatility Control Index	-	-	4.00%								-
	Current Fixed Value Rate 1.00%											
Foundation Gold 7% Premium Bonus on all 1st year premiums Call for LIBR Rates! 	Cap	PR	Asset Fee	PT	Minimum Guaranteed Interest: Currently 1.75% MGIR is set at issue and guaranteed for the life of the contract. 87.5% of premiums paid less withdrawal proceeds, at MGIR, compounded annually	Minimum: \$5,000 Maximum: 18-69 \$1,500,000 70-74 \$1,000,000 75-80 \$750,000	5% of Contract Value Annually, Starting Yr 2. Cumulative withdrawal options available. Systematic W/D & RMD Immediately from Fixed Value.3	10 years (9, 8.25, 7.25, 6.25, 5.25, 4.25, 3.25, 2.25, 1, 0.5, 0%)	18-80 Q and NQ	N	CA, NY	
	S&P 500® Annual Monthly Avg w/PR	-	30%	-								-
	S&P 500 Annual Monthly Avg w/Cap	2.50%	-	-								-
	S&P 500 Annual Pt to Pt w/PR	-	20%	-								-
	S&P 500 Annual Pt to Pt w/Cap	2.50%	-	-								-
	S&P 500 Monthly Pt to Pt w/Cap	1.30%	-	-								-
	10 Yr. U.S. Treasury Bond w/Cap	2.50%	-	-								-
	S&P 500 Performance Trigger	-	-	-								2.25%
	Bond Yield w/Cap	5.65%	-	2.00%								-
	Volatility Control Index	-	-	3.50%								-
Current Fixed Value Rate 1.30%												

AMERICAN EQUITY INVESTMENT LIFE INSURANCE COMPANY (AEI)



Rates Effective as of 01-1-2019

INDEXED	Current Interest					Guaranteed Interest	Minimum Premium	Withdrawal Provisions	Surrender Charges	Issue Ages	MVA Y=Yes N=No	States Not Available
	Cap	PR	Spread	PT								
Benefit Gold  A Guaranteed 5% Premium Bonus on all 1st year Premiums		Cap	PR	Spread	PT	Minimum Guaranteed Interest: Currently 1.75% Minimum Guaranteed Surrender Value: 87.5% of premiums paid less withdrawal proceeds, at MGIR, compounded annually	Minimum: \$5,000 Maximum: 18-69 \$1,500,000 70-74 \$1,000,000 75-80 \$750,000	10% of Contract Value Annually, Starting Yr 2. Systematic W/D & RMD Immediately from Fixed Value.	10 years (13.5, 12.25, 11, 9, 7.5, 8.25, 7, 6, 5, 4, 2.5, 1, 0%)	18-80 Q and NQ	N	Only Available in: AK, CT, MN, NJ, NV, OH, OK, OR, PA, TX, UT, WA
	S&P 500® Annual Monthly Avg w/PR	2.00%	-	0%	-							
	S&P 500 Annual Pt to Pt w/Cap	2.00%	-	0%	-							
	S&P 500 Monthly Pt to Pt w/Cap	1.00%	-	0%	-							
	10 Yr. U.S. Treasury Bond w/Cap	2.00%	-	0%	-							
	S&P 500 Monthly Avg w/PR	-	25%	-	-							
	S&P 500 Annual Pt to Pt w/PR	-	15%	-	-							
	Bond Yield w/Cap & Spread	4.65%	-	2.00%	-							
	S&P 500 Performance Trigger	-	-	-	1.75%							
	Volatility Control Index	-	-	4.00%	-							
	Current Fixed Value Rate 1.00%											
Choice Series 6 year, 8 year, and 10 year options (Optional MVA Rider Available) 	Choice 6	Cap	PR	Asset Fee	PT	Minimum Guaranteed Interest: Currently 1.75% Minimum Guaranteed Surrender Value: 90% of premiums paid, less withdrawal proceeds, at MGIR, compounded annually	Minimum: \$10,000 Maximum: 18-69 \$1,500,000 70-74 \$1,000,000 75-80 \$750,000	10% of Contract Value Annually, Starting Yr 2. Systematic W/D & RMD Immediately from Fixed Value.3	9.20, 8.00, 7.00, 5.50, 4.00, 2.50, 0% (6 yrs.) 9.20, 8.25, 7.25, 6.50, 5.50, 4.50, 3.50, 2.50, 0% (8 yrs.) 9.20, 8.25, 7.25, 6.50, 5.50, 4.50, 3.50, 2.50, 1.50, 0.50, 0% (10 yrs.)	Choice 6 18-85 Choice 8 18-85 Choice 10 18-80 Q and NQ	N	NY
	S&P 500 Annual Pt to Pt w/PR	-	42%	-	-							
	S&P 500 Annual Pt to Pt w/Cap	4.75%	-	-	-							
	S&P 500 Monthly Pt to Pt w/Cap	1.50%	-	-	-							
	Volatility Control Index	-	-	1.75%	-							
	Current Fixed Value Rate 1.90%											
	Choice 8	Cap	PR	Asset Fee	PT							
	S&P 500 Annual Pt to Pt w/PR	-	47%	-	-							
	S&P 500 Annual Pt to Pt w/Cap	5.00%	-	-	-							
	S&P 500 Monthly Pt to Pt w/Cap	1.60%	-	-	-							
	Volatility Control Index	-	-	1.50%	-							
	Current Fixed Value Rate 2.00%											
	Choice 10	Cap	PR	Asset Fee	PT							
	S&P 500 Annual Pt to Pt w/PR	-	49%	-	-							
	S&P 500 Annual Pt to Pt w/Cap	5.00%	-	-	-							
	S&P 500 Monthly Pt to Pt w/Cap	1.70%	-	-	-							
	Volatility Control Index	-	-	1.25%	-							
	Current Fixed Value Rate 2.10%											
Advantage Gold 		Cap	PR	Asset Fee	PT	Minimum Guaranteed Interest: Currently 1.75% Minimum Guaranteed Surrender Value: 84% of 1st year premium plus premium bonus plus 87.5% additional premium, less withdrawal proceeds, at MGIR, compounded annually.	Minimum: \$5,000 Maximum: 18-69 \$1,500,000 70-74 \$1,000,000 75-80 \$750,000	10% of Contract Value Annually, Starting Yr 2. Systematic W/D & RMD Immediately from Fixed Value.3	10 years (16, 15, 14, 13, 11.5, 10, 8.5, 7, 5.5, 4, 0%)	18-80 Q and NQ	N	AK, CA, CT, DE, FL, MN, NJ, NV, NY, OH, OK, OR, PA, SC, TX, UT, WA
	S&P 500® Annual Monthly Avg w/PR	-	25%	-	-							
	S&P 500 Annual Monthly Avg w/Cap	2.00%	-	0%	-							
	S&P 500 Annual Pt to Pt w/PR	-	15%	-	-							
	S&P 500 Annual Pt to Pt w/Cap	2.00%	-	0%	-							
	S&P 500 Monthly Pt to Pt w/Cap	1.00%	-	-	-							
	10 Yr. U.S. Treasury Bond w/Cap	2.00%	-	0%	-							
	S&P 500 Performance Trigger	-	-	-	1.75%							
	Bond Yield w/Cap	4.65%	-	2.00%	-							
	Volatility Control Index	-	-	4.00%	-							
	Current Fixed Value Rate 1.05%											

(For Agent Use Only)
 Not intended for soliciting annuity sales from the public.
 Rates and Commissions subject to change. Check for current state approvals.

AMERICAN GENERAL LIFE COMPANIES (AGLC)

Rates Effective as of 4-8-2019

INDEXED	Current Interest		Guaranteed Interest	Minimum Premium	Withdrawal Provisions	Surrender Charges	Issue Ages	MVA Y=Yes N=No	States Not Available	
	>\$100K	<\$100K								
AG Power Protector - 7 Annuity	<i>No Living Benefit Rider</i>	>\$100K	<\$100K	1.00% on 87.5% of premium	\$25,000 Q & NQ	Free withdrawals: After the first contract year, you can take out up to 10% of your contract value without incurring any withdrawal charges or MVA. These riders may not be available in all states. Please see your agent and refer to the Owner Acknowledgment and Disclosure Statement for more info. No Guaranteed Living Benefit Rider is available.	7 years (8,7,6,5,4,3,2)	0-85 Q & NQ	Y	NY
	S&P 500 Annual P-t-P	5.40%	4.50%							
	PIMCO Global Optima Index 1 Year P-t-P Par.	50.00%	40.00%							
	ML Strategic Balanced Index Annual P-t-P Par.	70.00%	60.00%							
	MSCI EAFE Index Annual P-t-P	5.00%	4.10%							
	1 Year Fixed Account	2.00%	2.00%							
 AG Power Protector - 7 Plus Annuity	<i>W/Lifetime Income Plus</i>	>\$100K	<\$100K	1.00% on 87.5% of premium	\$25,000 Q & NQ	Free withdrawals: After the first contract year, you can take out up to 10% of your contract value without incurring any withdrawal charges or MVA. These riders may not be available in all states. Please see your agent and refer to the Owner Acknowledgment and Disclosure Statement for more info. Guaranteed Living Benefit Rider is available.	7 years (8,7,6,5,4,3,2)	0-80 Q & NQ	Y	NY
	S&P 500 Annual P-t-P	4.00%	3.25%							
	PIMCO Global Optima Index 1 Year P-t-P Par.	43.00%	35.00%							
	ML Strategic Balanced Index Annual P-t-P Par.	68.00%	55.00%							
	MSCI EAFE Index Annual P-t-P	3.75%	3.20%							
	1 Year Fixed Account	2.00%	2.00%							
AG Power Protector - 10 Annuity	<i>No Living Benefit Rider</i>	>\$100K	<\$100K	1.00% on 87.5% of premium	\$25,000 Q & NQ	Free withdrawals: After the first contract year, you can take out up to 10% of your contract value without incurring any withdrawal charges or MVA. Easy access to your money in times of need or illness: The withdrawal charge and MVA may be waived if you: Are diagnosed with a terminal illness. Have extended care needs. Are confined to a nursing home or an assisted living facility. Restrictions and limitations apply. These riders may not be available in all states. Please see your agent and refer to the Owner Acknowledgment and Disclosure Statement for more info. No Guaranteed Living Benefit Rider is available.	10 years (10,9,8,7,6,5,4,3,2,1)	0-75 Q & NQ	Y	NY
	S&P 500 Annual P-t-P	5.50%	4.55%							
	PIMCO Global Optima Index 1 Year P-t-P Par.	55.00%	45.00%							
	ML Strategic Balanced Index Annual P-t-P Par.	75.00%	65.00%							
	MSCI EAFE Index Annual P-t-P	5.25%	4.25%							
	1 Year Fixed Account	2.00%	2.00%							
 AG Power Protector - 10 Plus Annuity	<i>W/Lifetime Income Plus</i>	>\$100K	<\$100K	1.00% on 87.5% of premium	\$25,000 Q & NQ	Death Benefit: Upon death, the beneficiary receives the greater of the contract value (excluding withdrawal charges and MVA) or the Minimum withdrawal value. Free Withdrawals: After the first contract year, clients may withdraw up to 10% of the annuity value (based on the previous contract anniversary) without withdrawal charges or MVA. No Free Withdrawals are allowed in the first contract year (unless required by state law or taken under Lifetime Income Plus or as Required Minimum Distributions). If Lifetime Income Plus is elected, clients may take out up to the maximum annual withdrawal amount (MAWA) without any company-imposed charges. A withdrawal in excess of the MAWA will reduce future income under the benefit, even if it is a Free Withdrawal. Terminal Illness, Extended Care and Activities of Daily Living Riders: The withdrawal charge and MVA may be waived if the contract owner: Is diagnosed with a terminal illness, has extended care needs or requires assistance with activities of daily living. These riders are not available in all states. Required Minimum Distributions (RMDs): If clients purchase their annuity under a qualified plan (e.g., an IRA), the Internal Revenue Code directs that a minimum amount of retirement income must be paid each year beginning in the year the owner turns to age 70 1/2. These payments are known as RMDs. Withdrawal charges and MVA will not apply to RMDs attributable to a Power Index Plus contract at any time after issue, including the first contract year. RMD amounts do count against the 10% Free Withdrawal amount, thereby reducing or possibly eliminating the ability to take other Free Withdrawals within a contract year. Failure to satisfy the RMD requirements may result in a tax penalty. Clients should consult their tax advisor for more information. Annuitization Choices: Clients can choose from five options, AKA Income plans: 1) Life income; 2) Joint and survivor annuity; 3) Joint and survivor annuity with 10- or 20-year period certain; 4) Life annuity with 10- or 20-year period certain; and 5) Income for a specified period (5-30 years). Cash Surrender Value: Equals the greater of the Minimum Withdrawal Value or the contract value adjusted for any MVA, optional living benefit fee and withdrawal charge. Lifetime Income Plus is an optional guaranteed living benefit rider. The value on which guaranteed withdrawals and the rider fee are based; it is not used in the calculation of the contract value or any other benefits under the contract, and cannot be withdrawn partially or in a lump sum. The Income Base is initially equal to the first eligible premium; it is increased with each additional eligible premium.	10 years (10,9,8,7,6,5,4,3,2,1)	0-75 Q & NQ	Y	NY
	S&P 500 Annual P-t-P	4.00%	3.25%							
	PIMCO Global Optima Index 1 Year P-t-P Par.	45.00%	37.00%							
	ML Strategic Balanced Index Annual P-t-P Par.	70.00%	55.00%							
	MSCI EAFE Index Annual P-t-P	3.80%	3.25%							
	1 Year Fixed Account	2.00%	2.00%							

ATHENE ANNUITY & LIFE ASSURANCE COMPANY (ALA)

Rates Effective as of 3-2-2019

INDEXED	Current Interest		Guaranteed Interest	Minimum Premium	Withdrawal Provisions	Surrender Charges	Issue Ages	MVA Y=Yes N=No	States Not Available	
Performance Elite 7 PLUS premium Bonus (Most states): 6.00%	Athene Performance Elite	7	7 Plus	1.00% on 87.5% of premium	Minimum: \$10,000, (\$25,000 in TX) Maximum: \$1,000,000	10% free withdrawals starting in year 1. Elite PLUS = growth + liquidity: Enhanced premium bonus, up to 10% free withdrawals, available immediately! Up to 20% free if no withdrawals are taken in the prior year. Return of Premium Benefit available after the fourth contract year. 0.95% charges from accumulated value during rider charge period. Terminal Illness Waiver Confinement Waiver are included. Death Benefit: Greatest of (i) Accumulated Value with no surrender charges, (ii) the Minimum Guaranteed Contract Value or (iii) the Return of Premium Benefit (if applicable).	0-83	Y	NY	
	Annual Rider Charge Rate	-	0.95%							
	1-year No Cap PTP BNP Paribas (Part Rate)	90%								
	2-year No Cap PTP BNP Paribas (Part Rate)	125%								
	1-year No Cap PTP Morningstar (Part Rate)	60%								
	2-year No Cap PTP Morningstar (Part Rate)	70%								
	1-year No Cap PTP Janus SG Market Consensus Index (Part Rate)	50%								
	2-year No Cap PTP Janus SG Market Consensus Index (Part Rate)	85%								
	1-year S&P 500 Daily Risk Control (Part Rate)	45%								
	2-year S&P 500 Daily Risk Control (Annual Spread)	3.50%								
	1-year PTP - S&P 500 (Cap)	4.50%								
	1-year Monthly - S&P 500 (Cap)	1.75%								
	Fixed Account with 1-Year Guarantee	1.70%								
Withdrawal Change Duration	7 Years									
Performance Elite 10 Premium Bonus: 6.00% PLUS premium Bonus: 12.00% OH - 10.00%	Athene Performance Elite	10	10 Plus	1.00% on 87.5% of premium	Single premium only Minimum: \$10,000, (\$5,000 in CT, MN, NJ, OR, PA, TX, WA) Maximum: \$1,000,000	5% free withdrawals starting in year 2. Elite PLUS = growth + liquidity: Enhanced premium bonus, up to 10% free withdrawals, available immediately! Up to 20% free if no withdrawals are taken in the prior year. Return of Premium Benefit available after the fourth contract year. 0.95% charges from accumulated value during rider charge period. Terminal Illness Waiver (not in CA), Confinement Waiver (not in CA or MA) are included. Death Benefit: Greatest of (i) Accumulated Value with no surrender charges, (ii) the Minimum Guaranteed Contract Value or (iii) the Return of Premium Benefit (if applicable).	10 Years (12, 12, 12, 11, 10, 9, 8, 7, 6, 4)	0-78 most states Call for other states	Y (N/A in MD, MN, MO, PA, WA)	MD, MN, MT, NY, NJ, OR, PA, WA
	Annual Rider Charge Rate	-	0.95%							
	1-year No Cap PTP BNP Paribas (Part Rate)	80%								
	2-year No Cap PTP BNP Paribas (Part Rate)	110%								
	1-year No Cap PTP Morningstar (Part Rate)	50%								
	2-year No Cap PTP Morningstar (Part Rate)	60%								
	1-year No Cap PTP Janus SG Market Consensus Index (Part Rate)	45%								
	2-year No Cap PTP Janus SG Market Consensus Index (Part Rate)	75%								
	1-year S&P 500 Daily Risk Control (Part Rate)	40%								
	2-year S&P 500 Daily Risk Control (Annual Spread)	4.25%								
	1-year PTP - S&P 500 (Cap)	4.00%								
	1-year Monthly - S&P 500 (Cap)	1.60%								
	Fixed Account with 1-Year Guarantee	1.45%								
Withdrawal Change Duration	10 Years									
Performance Elite 10 Select Premium Bonus: 4.00% PLUS premium Bonus: 9.00% OH - 7.00%	Athene Performance Elite	15	15 Plus	1.00% on 87.5% of premium	Single premium only Minimum: \$10,000, (\$5,000 in CT, MN, NJ, OR, PA, TX, WA) Maximum: \$1,000,000	5% free withdrawals starting in year 2. Elite PLUS = growth + liquidity: Enhanced premium bonus, up to 10% free withdrawals, available immediately! Up to 20% free if no withdrawals are taken in the prior year. Return of Premium Benefit available after the fourth contract year. 0.95% charges from accumulated value during rider charge period. Terminal Illness Waiver (not in CA), Confinement Waiver (not in CA or MA) are included. Death Benefit: Greatest of (i) Accumulated Value with no surrender charges, (ii) the Minimum Guaranteed Contract Value or (iii) the Return of Premium Benefit (if applicable).	10 Years (8.3, 8, 7.1, 6.2, 5.3, 4.4, 3.5, 2.6, 1.6, 0.9)	53-78 (AK, SC, DE, MN, OH, PA, UT, WA) 56-78 (NV, NJ, OK, TX)	Y (N/A in MD, MN, MO, PA, WA)	Only avail in: AK, SC, DE, MN, OH, NV, NJ, OK, TX, PA, UT, WA
	Annual Rider Charge Rate	-	0.95%							
	1-year No Cap PTP BNP Paribas (Part Rate)	80%								
	2-year No Cap PTP BNP Paribas (Part Rate)	110%								
	1-year No Cap PTP Morningstar (Part Rate)	50%								
	2-year No Cap PTP Morningstar (Part Rate)	60%								
	1-year No Cap PTP Janus SG Market Consensus Index (Part Rate)	45%								

CONTINUED ON NEXT PAGE

ATHENE ANNUITY & LIFE ASSURANCE COMPANY (ALA)






Rates Effective as of 2-1-2019

INDEXED	Current Interest		Guaranteed Interest	Minimum Premium	Withdrawal Provisions	Surrender Charges	Issue Ages	MVA Y=Yes N=No	States Not Available	
Performance Elite 10 Select	2-year No Cap PTP Janus SG Market Consensus Index (Part Rate)		75%							
	1-year S&P 500 Daily Risk Control (Part Rate)		40%							
	2-year S&P 500 Daily Risk Control (Annual Spread)		4.25%							
	1-year PTP - S&P 500 (Cap)		4.00%							
	1-year Monthly - S&P 500 (Cap)		1.60%							
	Fixed Account with 1-Year Guarantee		1.45%							
	Withdrawal Change Duration		10 Years							
Performance Elite 10 Pro Premium Bonus: 4.00% PLUS premium Bonus: 10.00%	Athene Performance Elite		10	1.00% on 87.5% of premium	\$10,000 Single premium only	10 Years (10, 10, 10, 9, 8, 7, 6, 5, 4)	65-78 (FL) 0-78 (MD)	Y (N/A in MD, MN, MO, PA, WA)	Only avail in: FL, MD	
	Annual Rider Charge Rate		-							10 Plus
	1-year No Cap PTP BNP Paribas (Part Rate)		80%							
	2-year No Cap PTP BNP Paribas (Part Rate)		110%							
	1-year No Cap PTP Morningstar (Part Rate)		50%							
	2-year No Cap PTP Morningstar (Part Rate)		60%							
	1-year No Cap PTP Janus SG Market Consensus Index (Part Rate)		45%							
	2-year No Cap PTP Janus SG Market Consensus Index (Part Rate)		75%							
	1-year S&P 500 Daily Risk Control (Part Rate)		40%							
	2-year S&P 500 Daily Risk Control (Annual Spread)		4.25%							
	1-year PTP - S&P 500 (Cap)		4.00%							
	1-year Monthly - S&P 500 (Cap)		1.60%							
	Fixed Account with 1-Year Guarantee		1.45%							
Withdrawal Change Duration		10 Years								
Performance Elite 15 Premium Bonus: 9.00% PLUS premium Bonus: 15.00% IN - 14.00% OH - 13.00%	Athene Performance Elite		15	1.00% on 87.5% of premium	\$10,000 Single premium only	15 Years (15, 15, 14, 14, 13, 13, 12, 11, 10, 9, 8, 7, 6, 5, 4)	0-73 Most states Call for other states	Y (N/A in MD, MN, MO, PA, WA)	CA, CT, MN, MT, NJ, NY, OR, PA, UT, WA	
	Annual Rider Charge Rate		-							15 Plus
	1-year No Cap PTP BNP Paribas (Part Rate)		90%							
	2-year No Cap PTP BNP Paribas (Part Rate)		125%							
	1-year No Cap PTP Morningstar (Part Rate)		60%							
	2-year No Cap PTP Morningstar (Part Rate)		70%							
	1-year No Cap PTP Janus SG Market Consensus Index (Part Rate)		50%							
	2-year No Cap PTP Janus SG Market Consensus Index (Part Rate)		85%							
	1-year S&P 500 Daily Risk Control (Part Rate)		45%							
	2-year S&P 500 Daily Risk Control (Annual Spread)		3.50%							
	1-year PTP - S&P 500 (Cap)		4.50%							
	1-year Monthly - S&P 500 (Cap)		1.75%							
	Fixed Account with 1-Year Guarantee		1.70%							
Withdrawal Change Duration		15 Years								

(For Agent Use Only) Not intended for soliciting annuity sales from the public. Rates and Commissions subject to change. Check for current state approvals.

ATHENE ANNUITY & LIFE ASSURANCE COMPANY (ALA)

Rates Effective as of 3-2-2019



INDEXED	Current Interest		Guaranteed Interest	Minimum Premium	Withdrawal Provisions	Surrender Charges	Issue Ages	MVA Y=Yes N=No	States Not Available
Athene Agility 	2-year No Cap PTP BNP (Part Rate)	130%	If at the end of your withdrawal charge period, the total interest credited to your Accumulated Value is less than the Minimum Interest Credit, you will automatically receive a one-time interest credit equal to the difference. The Minimum Interest Credit is based upon a percentage of your Initial Premium less withdrawals and charges.	Minimum \$10,000 (\$25,000 in TX) Maximum \$1,000,000	Maximum of 10% of Accumulated Value or 10% of Initial Premium per year. Withdrawals may be subject to federal and state income tax and except under certain circumstances, will be subject to an IRS penalty if taken prior to age 59 1/2. You can withdraw up to 100% of your annuity's Accumulated Value if the Annuitant is diagnosed with a Terminal Illness that is expected to result in death within one-year and you meet the eligibility requirements. This waiver is available after your first Contract Anniversary. You may not be diagnosed during the first Contract year. Additional limitations state variations and exclusions may apply. Please see the Certificate of Disclosure for more information.	10 Years (9,9,8,7,6,5,4,3,2,1) CA (9,8,2,7,5,9,4,8,3,6,2,5,1,3,1)	40-80	Yes	NY
	1-year No Cap PTP BNP (Part Rate)	90%							
	2-year No Cap PTP Morningstar (Part Rate)	70%							
	1-year No Cap PTP Morningstar (Part Rate)	60%							
	2-year PTP - S&P 500 (Cap)	8.50%							
	1-year PTP - S&P 500 (Cap)	4.25%							
	2-year PTP - S&P 500 Bailout Cap Rate	2.00%							
	2-year No Cap PTP - Janus SG Market Consensus Index (Par Rate)	85%							
	1-year No Cap PTP - Janus SG Market Consensus Index (Par Rate)	50%							
	Fixed Account with 1-Year Guarantee	1.90%							
Athene Ascent Pro 10 	2-year No Cap PTP - BNP (Par Rate)	110%	If at the end of your withdrawal charge period, the total interest credited to your Accumulated Value is less than the Minimum Interest Credit, you will automatically receive a one-time interest credit equal to the difference. The Minimum Interest Credit is based upon a percentage of your Initial Premium less withdrawals and charges.	Single premium only Minimum: \$10,000, (\$5,000 in AK, CT, HI, MN, NJ, OR, PA, TX, UT, WA) Maximum: \$1,000,000	10% free withdrawals per year Bailout feature! Terminal Illness Waiver (not in CA) Confinement Waiver (Not in CA or MA)	10 Years (9,9,8,7,6,5,4,3,2,1)	0-80	Yes	(No MVA in AK, HI, MN, MO, NJ, PA, UT, WA)
	1-year No Cap PTP - BNP (Par Rate)	75%							
	2-year No Cap PTP - Morningstar (Par Rate)	65%							
	1-year No Cap PTP - Morningstar (Par Rate)	55%							
	1-year PTP - S&P 500 (Cap)	3.75%							
	1-Year Monthly Cap - S&P 500 (Cap)	1.55%							
	2-year No Cap PTP - Janus SG Market Consensus Index (ParRate)	70%							
	1-year No Cap PTP - Janus SG Market Consensus Index (ParRate)	40%							
	1-year No Cap PTP S&P (Vol Control) (Par)	60%							
	Bailout Cap Rate	1.00%							
Fixed Account with 1-Year Guarantee	1.80%								
Athene Ascent 10 Bonus 2.0 Premium Bonus: 3% 	2-year No Cap PTP - BNP (Par Rate)	85%	If at the end of your withdrawal charge period, the total interest credited to your Accumulated Value is less than the Minimum Interest Credit, you will automatically receive a one-time interest credit equal to the difference. The Minimum Interest Credit is based upon a percentage of your Initial Premium less withdrawals and charges.	Single Premium Only \$10,000	10% free withdrawals per year Bailout feature! Terminal Illness Waiver (not in CA) Confinement Waiver (Not in CA or MA)	10 Years (12,12,12,11,10,9,8,7,6,4)	0-80 0-64 in FL 0-74 in IN		AK, CT, DE, HI, OH, OK, MN, NV, NJ, NY, PA, SC, OR, TX, UT, WA
	1-year No Cap PTP - BNP (Par Rate)	55%							
Ascent Pro 10 Bonus Select Premium Bonus: 3% (ask about vesting schedule) 	2-year No Cap PTP - Morningstar (Par Rate)	55%	If at the end of your withdrawal charge period, the total interest credited to your Accumulated Value is less than the Minimum Interest Credit, you will automatically receive a one-time interest credit equal to the difference. The Minimum Interest Credit is based upon a percentage of your Initial Premium less withdrawals and charges.	Single Premium Only \$10,000 (Ascent Pro 10 Bonus Select: \$5,000 - AK, CT, HI, MN, NJ, OR, PA, TX, UT, WA)	10% free withdrawals per year Bailout feature! Terminal Illness Waiver (not in CA) Confinement Waiver (Not in CA or MA)	10 Years (8,3,8,7,1,6,2,5,3,4,4,3,5,2,6,1,6,0,9)	0-80 53-78 in OR	Yes	(No MVA in AK, HI, MN, MO, NJ, PA, UT, WA)
	1-year No Cap PTP - Morningstar (Par Rate)	45%							
	1-year PTP - S&P 500 (Cap)	3.00%							
	1-Year Monthly Cap - S&P 500 (Cap)	1.40%							
	2-year No Cap PTP - Janus SG Market Consensus Index (ParRate)	60%							
1-year No Cap PTP - Janus SG Market Consensus Index (ParRate)	30%								
1-year No Cap PTP S&P (Vol Control) (Par)	50%								
Ascent Pro 10 Bonus Premium Bonus: 3% (ask about vesting schedule) 	Bailout Cap Rate	1.00%				10 Years (10,10,10,10,9,8,7,6,5,4)	65-80		ONLY AVAILABLE in: FL
	Fixed Account with 1-Year Guarantee	1.20%							

(For Agent Use Only) Not intended for soliciting annuity sales from the public. Rates and Commissions subject to change. Check for current state approvals.

EQUITRUST LIFE INSURANCE COMPANY (ETL)




MUST COMPLETE PRODUCT TRAINING BEFORE SUBMITTING BUSINESS TO EQUITRUST

Rates Effective as of 04-1-2019

INDEXED	Current Interest			Guaranteed Interest	Minimum Premium	Withdrawal Provisions	Surrender Charges	Issue Ages	MVA Y=Yes N=No	States Not Available
MarketTen Bonus Index (6.00% Premium Bonus on premiums paid in years 1-5)  Income Rider (IBR) Info >		W/O IBR	W/ IBR	1.00% on 100% of premium	Minimum \$10,000 NQ \$5,000 Q \$2,000 Additional Maximum \$1 Million	Premium Allocation: Initial Premiim: Min Allocation of 2K in each acct. Can select any combo of accts sub to the min requirements. Indicate initial allocation above the Owner's signature section of the Disclosure Form. The initial premium allocation must be completed to issue the contract. Return of Premium Guarantee. This rider is auto included on all contracts at no charge, subject to state availability. Free withdrawals: systematic withdrawals of interest are allowed in the 1st yr from the 1-yr interest acct w/o Surre Charge or MVA. Interest withdrawals must be taken via EFT. After 1st contract yr, up to 10% of the accum value on the previous contract ann may be withdrawn each contract yr w/o Surre Charge or MVA, either systematically or as a single withdrawal.	10 years (10,10,10,10,10,9,8,7,6,4) (DE - 10 years: (9,8,7,6,5,5,4,5,3,5,2,5,1,5,0,5%)) (9 Years: CA Only: 8.3, 7.4, 6.5, 5.6, 4.7, 3.8, 2.9, 1.9, 0.9)	0-80 Q&NQ	Y (CA: No)	NY
	1 Year Interest 1 Year Point-to-Point Cap 1 Year Monthly Avg Cap 1 Year Monthly Avg Par 1 Year Monthly Cap 2 Year Monthly Avg Part Premium, plus any applicable Premium Bonus, compounded at 6.50% annually for up to 10 years	1.75% 4.00% 5.00% 55.00% 1.30% 8.00%	1.90% 3.75% 3.75% 45.00% 1.00% 6.00%							
MarketValue Index  Income Rider (IBR) Info >		W/O IBR	W/ IBR	2.00% on 87.5% of premium	\$10,000 Q-NQ \$2,000 Renewal	10% free withdrawals after year 1. Nursing home wavier. Monthly interest option. Death Benefit equals full accumulation value. Can annuitize after yr 5 for minimum 5 year or longer.	10 years (12,12,12,12,11,10,8,6,4,2) (AK, CT, MN, UT, WA & OH) 9,8,7,6,5,5,4,5,3,5,2,5,1,5,.5) (TX 9,8,7,6,5,5,5,4,5,3,5,2,5,1,5,.5)	0-80 Q & NQ	(CA: No)	NY
	1 Year Interest 1 Year Point-to-Point Cap 1 Year Point-to-Point Part 1 Year Monthly Avg Cap 1 Year Monthly Avg Par 1 Year Monthly Cap 2 Year Monthly Avg Cap 1 Year Pt-to-Pt Part (Dynamo)	2.75% 6.00% 50.00% 7.00% 85.00% 1.90% 20.00% 80.00%	2.25% 4.75% 40.00% 5.50% 60.00% 1.60% 15.00% 75.00%							
MarcSeven Index Annuity Income Rider (IBR) Info >		W/O IBR	W/ IBR	1.00% on 87.5% of premium	\$10,000 Q&NQ	By current company practice, systematic withdrawals of interest are allowed in the first year from the 1-Year Interest Account without charges. After the first contract year, up to 10% of the Accumulation Value on the previous contract anniversary may be withdrawn each contract year without Surrender Charge or MVA, either systematically or as a single withdrawal. Single withdrawals can be requested at any time, but must be at least \$250 per request. Systematic withdrawals are available monthly, quarterly, semiannually or annually, and must be taken EFT. Upon death of Owner, Accumulation Value. Chronic Illness Doubler	7 Years (9,8,7,6,5,5,4,5,3,5) (CA: 8.3,7,4,6,5,5,6,4,7,3,8,2,9)	40-80 Q&NQ	(CA & DE: No)	NY
	1 Year Interest 1 Year Point-to-Point Cap 1 Year Point-to-Point Part 1 Year Monthly Avg Cap 1 Year Monthly Avg Par 1 Year Monthly Cap 2 Year Monthly Avg Cap 1 Year Pt-to-Pt Part (Dynamo)	2.75% 5.50% 43.00% 7.00% 70.00% 1.75% 15.00% 90.00%	2.25% 5.00% 38.00% 5.00% 60.00% 1.50% 12.00% 75.00%							
MarketPower Bonus Index (12.00% Premium Bonus - Vested Day -1) Income Rider (IBR) Info >		W/O IBR	W/ IBR	2.00% on 87.5% of premium	Minimum \$10,000 NQ/Q \$2,000 Additional Maximum \$1 Million	By current company practice, systematic withdrawals of interest are allowed in the first year from the 1-Year Interest Account without charges. After the first contract year, up to 10% of the Accumulation Value on the previous contract anniversary may be withdrawn each contract year without Surrender Charge or MVA, either systematically or as a single withdrawal. Single withdrawals can be requested at any time, but must be at least \$250 per request. Systematic Withdrawals are available monthly, quarterly, semiannually or annually, and must be taken by EFT. An optional rider that offers guaranteed lifetime income based on 6% accumulation for up to 10 years. This rider that offers guaranteed lifetime income based on 6% accumulation for up to 10 years. This rider has an annual charge. Lower credited rates may apply if the income Rider is elected.	14 years (20,20,19,19,18,17,16,14,12,10,8,6,4,2,0) 10 years in the following states: AK, CT, IL, MN, MT, NJ, NV, OH, OK, OR, PA, TX, UT, VT, WA (19,17,15,13,11,10,8,6,4,2)	0-75 Q & NQ	Y	CA, DE, NY,
	1 Year Interest 1 Year Point-to-Point Cap 1 Year Monthly Avg Cap 1 Year Monthly Avg Par 1 Year Monthly Cap 2 Year Monthly Avg Part Premium, plus any applicable Premium Bonus, compounded at 6.00% annually for up to 10 years	1.50% 3.00% 3.50% 50.00% 1.20% 8.00%	1.00% 2.00% 2.75% 30.00% 1.00% 6.00%							

GLOBAL ATLANTIC FINANCIAL GROUP (FTA)

Rates Effective as of 2-19-2019

INDEXED	Current Interest	Guaranteed Interest	Minimum Premium	Withdrawal Provisions	Surrender Charges	Issue Ages	MVA Y=Yes N=No	States Not Available																																																											
Choice Accumulation II 	<table border="1"> <thead> <tr> <th></th> <th>5 Yr</th> <th>7 Yr</th> <th>10 Yr</th> </tr> </thead> <tbody> <tr> <td>MSCI EAFE One-Year P-t-P with Cap</td> <td>5.10%</td> <td>5.25%</td> <td>5.50%</td> </tr> <tr> <td>MSCI EAFE One-Year P-t-P Bailout Rate</td> <td>3.00%</td> <td>3.00%</td> <td>3.00%</td> </tr> <tr> <td>S&P 500 One-Year P-t-P with Cap</td> <td>5.65%</td> <td>5.85%</td> <td>5.95%</td> </tr> <tr> <td>S&P 500 One-Year P-t-P with Monthly Cap</td> <td>1.80%</td> <td>1.90%</td> <td>2.00%</td> </tr> <tr> <td>PIMCO Balance Index One-Year P-t-P with Participation Rate</td> <td>100%</td> <td>105%</td> <td>110%</td> </tr> <tr> <td>BlackRock Diversa Volatility Control Two Year P-t-P with Spread</td> <td>0.75%</td> <td>0.70%</td> <td>0.65%</td> </tr> <tr> <td>Franklin US Index Two Year P-t-P with Spread</td> <td>0.75%</td> <td>0.70%</td> <td>0.65%</td> </tr> <tr> <td>Fixed Rate</td> <td>2.75%</td> <td>2.85%</td> <td>2.95%</td> </tr> </tbody> </table>		5 Yr	7 Yr	10 Yr	MSCI EAFE One-Year P-t-P with Cap	5.10%	5.25%	5.50%	MSCI EAFE One-Year P-t-P Bailout Rate	3.00%	3.00%	3.00%	S&P 500 One-Year P-t-P with Cap	5.65%	5.85%	5.95%	S&P 500 One-Year P-t-P with Monthly Cap	1.80%	1.90%	2.00%	PIMCO Balance Index One-Year P-t-P with Participation Rate	100%	105%	110%	BlackRock Diversa Volatility Control Two Year P-t-P with Spread	0.75%	0.70%	0.65%	Franklin US Index Two Year P-t-P with Spread	0.75%	0.70%	0.65%	Fixed Rate	2.75%	2.85%	2.95%	1.00% to 87.5% of Premium	Minimum \$25,000 Maximum \$1,000,000	<p>Up to 10% of the beginning-of-year contract value may be withdrawn annually without incurring a withdrawal charge. Withdrawal charges apply to amounts withdrawn in excess of the free withdrawal amount during the withdrawal charge period.</p> <p>A Market Value Adjustment refers to the potential fluctuation of the surrender value of the annuity in response to market conditions. Applies during the withdrawal charge period on withdrawals in excess of the free partial withdrawal amount. The MVA also applies to annuitization during the withdrawal charge period when a withdrawal charge would also apply.</p> <p>Optional enhanced death benefit will be available at an annual cost of 0.50%, assessed at the end of the contract year, based off the Enhanced Death Benefit amount. The benefit will be comprised of a guaranteed roll-up of 7.00% simple interest for 15 years based off of premiums, less withdrawals. All withdrawals will reduce the benefit. A minimum issue age of 0 and a maximum age of 75 will apply.</p>	5 Years (9,8,7,6,5) 7 Years (9,8,7,6,5,4,3) 10 Years (9,9,8,7,6,5,4,3,2,1)	0-80	Y	NY																							
	5 Yr	7 Yr	10 Yr																																																																
MSCI EAFE One-Year P-t-P with Cap	5.10%	5.25%	5.50%																																																																
MSCI EAFE One-Year P-t-P Bailout Rate	3.00%	3.00%	3.00%																																																																
S&P 500 One-Year P-t-P with Cap	5.65%	5.85%	5.95%																																																																
S&P 500 One-Year P-t-P with Monthly Cap	1.80%	1.90%	2.00%																																																																
PIMCO Balance Index One-Year P-t-P with Participation Rate	100%	105%	110%																																																																
BlackRock Diversa Volatility Control Two Year P-t-P with Spread	0.75%	0.70%	0.65%																																																																
Franklin US Index Two Year P-t-P with Spread	0.75%	0.70%	0.65%																																																																
Fixed Rate	2.75%	2.85%	2.95%																																																																
Choice Income II 	<table border="1"> <thead> <tr> <th rowspan="2"></th> <th colspan="2">Guaranteed Income Builder Benefit Withdrawal Charge Schedule</th> <th colspan="2">Income Multiplier Benefit Withdrawal Charge Schedule</th> </tr> <tr> <th>7 Yr</th> <th>10 Yr</th> <th>7 Yr</th> <th>10 Yr</th> </tr> </thead> <tbody> <tr> <td>MSCI EAFE One-Year P-t-P with Cap</td> <td>3.50%</td> <td>3.75%</td> <td>3.50%</td> <td>3.75%</td> </tr> <tr> <td>MSCI EAFE One-Year P-t-P Bailout Rate</td> <td>3.00%</td> <td>3.00%</td> <td>3.00%</td> <td>3.00%</td> </tr> <tr> <td>S&P 500 One-Year P-t-P with Performance Trigger</td> <td>3.25%</td> <td>3.50%</td> <td>3.25%</td> <td>3.50%</td> </tr> <tr> <td>S&P 500 One-Year P-t-P with Monthly Cap</td> <td>1.35%</td> <td>1.45%</td> <td>1.35%</td> <td>1.45%</td> </tr> <tr> <td>PIMCO Balance Index One-Year P-t-P with Participation Rate</td> <td>85%</td> <td>90%</td> <td>85%</td> <td>90%</td> </tr> <tr> <td>BlackRock Diversa Volatility Control Two Year P-t-P with Spread</td> <td>2.00%</td> <td>1.50%</td> <td>2.00%</td> <td>1.50%</td> </tr> <tr> <td>Franklin US Index Two Year P-t-P with Spread</td> <td>2.00%</td> <td>1.50%</td> <td>2.00%</td> <td>1.50%</td> </tr> <tr> <td>Fixed Rate</td> <td>1.90%</td> <td>2.00%</td> <td>1.90%</td> <td>2.00%</td> </tr> </tbody> </table>		Guaranteed Income Builder Benefit Withdrawal Charge Schedule		Income Multiplier Benefit Withdrawal Charge Schedule		7 Yr	10 Yr	7 Yr	10 Yr	MSCI EAFE One-Year P-t-P with Cap	3.50%	3.75%	3.50%	3.75%	MSCI EAFE One-Year P-t-P Bailout Rate	3.00%	3.00%	3.00%	3.00%	S&P 500 One-Year P-t-P with Performance Trigger	3.25%	3.50%	3.25%	3.50%	S&P 500 One-Year P-t-P with Monthly Cap	1.35%	1.45%	1.35%	1.45%	PIMCO Balance Index One-Year P-t-P with Participation Rate	85%	90%	85%	90%	BlackRock Diversa Volatility Control Two Year P-t-P with Spread	2.00%	1.50%	2.00%	1.50%	Franklin US Index Two Year P-t-P with Spread	2.00%	1.50%	2.00%	1.50%	Fixed Rate	1.90%	2.00%	1.90%	2.00%	1.00% to 87.5% of Premium	Minimum \$25,000 Maximum \$1,000,000	<p>A Market Value Adjustment refers to the potential fluctuation of the surrender value of the annuity in response to market conditions. Applies during the withdrawal charge period on withdrawals in excess of the free partial withdrawal amount. The MVA also applies to annuitization during the withdrawal charge period when a withdrawal charge would also apply.</p> <p>GLWB included at issue. Must be at least age 55 to activate the benefit. Income is provided after activation through annual guaranteed lifetime withdrawal amounts, known as Lifetime Annual Payments (LAP). The LAP is determined as a percentage of the Withdrawal Base Amount. The withdrawal base amount is a separate value that grows annually based on one of two options chosen at issue, described below. The Withdrawal Base is not available as a death benefit or for cash value surrender.</p> <p>The GMSV is equal to the Premium Payment less withdrawal proceeds. If GLWB income activation has not occurred, the GMSV is used for determining the following after the withdrawal charge period when greater than the contract value.</p>	7 Years (9,8,7,6,5,4,3) 10 Years (9,9,8,7,6,5,4,3,2,1)	45-85	N	NY										
	Guaranteed Income Builder Benefit Withdrawal Charge Schedule		Income Multiplier Benefit Withdrawal Charge Schedule																																																																
	7 Yr	10 Yr	7 Yr	10 Yr																																																															
MSCI EAFE One-Year P-t-P with Cap	3.50%	3.75%	3.50%	3.75%																																																															
MSCI EAFE One-Year P-t-P Bailout Rate	3.00%	3.00%	3.00%	3.00%																																																															
S&P 500 One-Year P-t-P with Performance Trigger	3.25%	3.50%	3.25%	3.50%																																																															
S&P 500 One-Year P-t-P with Monthly Cap	1.35%	1.45%	1.35%	1.45%																																																															
PIMCO Balance Index One-Year P-t-P with Participation Rate	85%	90%	85%	90%																																																															
BlackRock Diversa Volatility Control Two Year P-t-P with Spread	2.00%	1.50%	2.00%	1.50%																																																															
Franklin US Index Two Year P-t-P with Spread	2.00%	1.50%	2.00%	1.50%																																																															
Fixed Rate	1.90%	2.00%	1.90%	2.00%																																																															
Income 150 + SE 	<table border="1"> <thead> <tr> <th rowspan="2"></th> <th colspan="3">Ultra High Band \$100k+</th> <th>High Band \$24,999-\$99,999</th> <th>Low Band \$10,000-\$24,999</th> </tr> <tr> <th>5 Yr</th> <th>7 Yr</th> <th>10 Yr</th> <th></th> <th></th> </tr> </thead> <tbody> <tr> <td>MSCI EAFE One-Year P-t-P with Cap</td> <td>3.00%</td> <td>3.00%</td> <td>3.00%</td> <td></td> <td></td> </tr> <tr> <td>MSCI EAFE One-Year P-t-P Bailout Rate</td> <td>3.00%</td> <td>3.00%</td> <td>3.00%</td> <td></td> <td></td> </tr> <tr> <td>S&P 500 One-Year P-t-P with Cap</td> <td>3.25%</td> <td>3.00%</td> <td>3.00%</td> <td></td> <td></td> </tr> <tr> <td>S&P 500 One-Year P-t-P with Monthly Cap</td> <td>1.25%</td> <td>1.20%</td> <td>1.20%</td> <td></td> <td></td> </tr> <tr> <td>PIMCO Balance Index One-Year P-t-P with Participation Rate</td> <td>75%</td> <td>65%</td> <td>65%</td> <td></td> <td></td> </tr> <tr> <td>BlackRock Diversa Volatility Control Two Year P-t-P w/Spread</td> <td>3.00%</td> <td>4.50%</td> <td>4.50%</td> <td></td> <td></td> </tr> <tr> <td>Franklin US Index Two Year P-t-P with Spread</td> <td>3.00%</td> <td>4.50%</td> <td>4.50%</td> <td></td> <td></td> </tr> <tr> <td>Fixed Rate</td> <td>1.75%</td> <td>1.50%</td> <td>1.50%</td> <td></td> <td></td> </tr> </tbody> </table>		Ultra High Band \$100k+			High Band \$24,999-\$99,999	Low Band \$10,000-\$24,999	5 Yr	7 Yr	10 Yr			MSCI EAFE One-Year P-t-P with Cap	3.00%	3.00%	3.00%			MSCI EAFE One-Year P-t-P Bailout Rate	3.00%	3.00%	3.00%			S&P 500 One-Year P-t-P with Cap	3.25%	3.00%	3.00%			S&P 500 One-Year P-t-P with Monthly Cap	1.25%	1.20%	1.20%			PIMCO Balance Index One-Year P-t-P with Participation Rate	75%	65%	65%			BlackRock Diversa Volatility Control Two Year P-t-P w/Spread	3.00%	4.50%	4.50%			Franklin US Index Two Year P-t-P with Spread	3.00%	4.50%	4.50%			Fixed Rate	1.75%	1.50%	1.50%			1.00% to 87.5% of Premium	Minimum \$10,000 Maximum \$1,000,000	<p>The free withdrawal amount is the greater of:</p> <ul style="list-style-type: none"> 10% of beginning of year contract value Any Required Minimum Distribution (RMD) imposed by the IRS on this contract <p>Withdrawals taken prior to beginning income benefits and those greater than the GLWB amount will reduce the Withdrawal Base and Lifetime Annual Payment amount. The reduction will be proportionate to the resulting reduction in the contract value, which may reduce the Withdrawal Base by more than the amount withdrawn.</p> <p>Designed with a Guaranteed Lifetime Withdrawal Benefit (GLWB) which provides income through guaranteed Lifetime Annual Payments (LAP) that clients cannot outlive (assuming no excess withdrawals).</p>	10 Years (10,9,8,7,6,5,4,3,2,1)	55-80	N	NY
	Ultra High Band \$100k+			High Band \$24,999-\$99,999	Low Band \$10,000-\$24,999																																																														
	5 Yr	7 Yr	10 Yr																																																																
MSCI EAFE One-Year P-t-P with Cap	3.00%	3.00%	3.00%																																																																
MSCI EAFE One-Year P-t-P Bailout Rate	3.00%	3.00%	3.00%																																																																
S&P 500 One-Year P-t-P with Cap	3.25%	3.00%	3.00%																																																																
S&P 500 One-Year P-t-P with Monthly Cap	1.25%	1.20%	1.20%																																																																
PIMCO Balance Index One-Year P-t-P with Participation Rate	75%	65%	65%																																																																
BlackRock Diversa Volatility Control Two Year P-t-P w/Spread	3.00%	4.50%	4.50%																																																																
Franklin US Index Two Year P-t-P with Spread	3.00%	4.50%	4.50%																																																																
Fixed Rate	1.75%	1.50%	1.50%																																																																



AMERICAN NATIONAL INSURANCE COMPANY (ANL)

Rates Effective as of 4-1-2019

INDEXED	Current Interest	Guaranteed Interest	Minimum Premium	Withdrawal Provisions	Surrender Charges	Issue Ages	MVA Y=Yes N=No	States Not Available																					
American National Strategy Plus - 10 (1.00% Premium Bonus)	<table border="1"> <tr> <td></td> <td>10-Year</td> <td>7-Year</td> </tr> <tr> <td>1-Yr Specified Rate</td> <td>4.00%</td> <td>3.55%</td> </tr> <tr> <td>1-Yr Point-to-Point Method:</td> <td></td> <td></td> </tr> <tr> <td>100% Participation Cap</td> <td>4.90%</td> <td>4.65%</td> </tr> <tr> <td>50% Participation Cap</td> <td>6.05%</td> <td>5.20%</td> </tr> <tr> <td>Lifetime Income Rider Fixed Rate</td> <td>7.20%</td> <td>7.20%</td> </tr> <tr> <td>Rider Premium Charge</td> <td>0.90%</td> <td>0.90%</td> </tr> </table>		10-Year	7-Year	1-Yr Specified Rate	4.00%	3.55%	1-Yr Point-to-Point Method:			100% Participation Cap	4.90%	4.65%	50% Participation Cap	6.05%	5.20%	Lifetime Income Rider Fixed Rate	7.20%	7.20%	Rider Premium Charge	0.90%	0.90%	1.00% to 87.5% of Premium	NQ & Q \$10,000	Free 10% withdrawal after year 1. Confinement waiver: Surrender charges may be waived when the contract owner is confined to a licensed hospital, licensed convalescent care facility, skilled nursing facility, custodial care facility, or licensed hospice facility for 60 or more days. This special waiver of surrender charge is available to you beginning 90 days after issue. Disability waiver: Prior to age 65, surrender charges may be waived when the contract owner is physically disabled, or diagnosed with a disabling terminal illness. This special waiver of surrender charge is available to you after issue. Terminal Illness Waiver: Surrender charges may be waived when the contract owner is diagnosed with an injury or illness expected to result in death within 12 months. This special waiver of surrender charges is available to you after issue. Death Benefit: At the death of the owner, the greater of the Annuity Value or the Surrender Value will be paid.	10 Years (9,9,8,7,6,5,4,3,2,1)	0-80 Q&NQ	Y (No MVA in AK,FL, MO,WA)	NY
		10-Year	7-Year																										
1-Yr Specified Rate	4.00%	3.55%																											
1-Yr Point-to-Point Method:																													
100% Participation Cap	4.90%	4.65%																											
50% Participation Cap	6.05%	5.20%																											
Lifetime Income Rider Fixed Rate	7.20%	7.20%																											
Rider Premium Charge	0.90%	0.90%																											
<table border="1"> <tr> <td colspan="3">Lifetime Income Rider (Indexed Credit + Fixed Rate)</td> </tr> <tr> <td>Fixed Rate + Indexed Credit</td> <td>4.20% + Indexed Credit</td> <td></td> </tr> <tr> <td>Accumulation Period</td> <td>10 Yr</td> <td>10 Yr</td> </tr> <tr> <td>Rider Premium Charge</td> <td>0.60%</td> <td>0.60%</td> </tr> <tr> <td>Declared Rate</td> <td>2.35%</td> <td>2.20%</td> </tr> <tr> <td>1-Yr Monthly Sum: Cap</td> <td>1.10%</td> <td>1.00%</td> </tr> </table>	Lifetime Income Rider (Indexed Credit + Fixed Rate)			Fixed Rate + Indexed Credit	4.20% + Indexed Credit		Accumulation Period	10 Yr	10 Yr	Rider Premium Charge	0.60%	0.60%	Declared Rate	2.35%	2.20%	1-Yr Monthly Sum: Cap	1.10%	1.00%	NAIC States 1.75%	7 Years (7,6,5,4,3,2,1)	Y (No MVA in FL,WA)	NY							
Lifetime Income Rider (Indexed Credit + Fixed Rate)																													
Fixed Rate + Indexed Credit	4.20% + Indexed Credit																												
Accumulation Period	10 Yr	10 Yr																											
Rider Premium Charge	0.60%	0.60%																											
Declared Rate	2.35%	2.20%																											
1-Yr Monthly Sum: Cap	1.10%	1.00%																											


GREAT AMERICAN LIFE INSURANCE COMPANY (GAA)

Rates Effective as of 4-7-2019

INDEXED	Current Interest	Guaranteed Interest	Minimum Premium	Withdrawal Provisions	Surrender Charges	Issue Ages	MVA Y=Yes N=No	States Not Available
American Legend III Annuity 	Declared rate - 2.55%	1.25% on 100% of Premium	NQ & Q \$10,000 Additional Deposits \$2,000 Q & NQ	During the 1st contract yr, you may withdraw up to 10% of the Purchase Payment. After the first contract year, you may withdraw annually up to 10% of annuity's Account Value (based on prior Contract Anniversary), without incurring early withdrawal charges. (\$500 min; Account Value must exceed \$5,000) Full Account Value at Death. **See below! Extended care waiver rider: After the first contract year, if you are confined to a nursing home or long-term care facility for at least 90 consecutive days, early withdrawal charges will be waived on withdrawals up to a full surrender. There is no additional charge for this rider. Terminal illness waiver rider: After the first contract year, if you are diagnosed by a physician as having a terminal illness (prognosis of survival is 12 months or less, or a longer period as required by state law), you have the option to withdraw up to 100% of the account value without incurring an early withdrawal charge. There is no additional charge for this rider.	7 Years <ages 58-85> (9,8,7,6,5,4,3)	18-85-Q 0-85-NQ	N	NY
	S&P 500 Risk Control Annual Point to Point with Participation Rate - 50%							
	S&P 500 1 Year Annual Point to Point with Cap - 5.10%							
	S&P Monthly Sum with Cap - 2.10%							
	iShares U.S. Real Estate Annual Point-to-Point with Cap - 6.50%							
	GLD Annual Point-to-Point with Cap - 6.25%							
S&P U.S. Retiree Spending Annual Point-to-Point with Par. Rate - 55%								
American Safe Return Annuity	Declared Rate: 2.00%	1.25% on 100% of Premium	NQ & Q \$25,000	During the 1st contract yr, you may withdraw up to 10% of the Purchase Payment. After the first contract year, you may withdraw annually up to 10% of annuity's Account Value (based on prior Contract Anniversary), without incurring early withdrawal charges. (\$500 min; Account Value must exceed \$5,000) Full Account Value at Death. L-T-C rider & Terminal illness rider. Annuitization for account value -used for income payout periods of 10 years of life at any time during 10-yr period. ESP program - Fixed dollar, life distributions, RMDs, 72(t) and 72(i) and 72 (q) available. Return of Premium guarantee is available at no charge. **See below!	10 Years (10,9,8,7,6,5,4,3,2,1)	18-85-Q 0-85-NQ	N	NY
	S&P 500 Risk Control Annual Point-to-Point with Par. Rate 45% 20% Bailout Rate							
	S&P 500 Annual Point-to-Point with Cap 4.75% 3.00% Bailout Cap							
American Landmark 5 	Declared Rate: >\$100,000: 2.95%, <\$100,000: 2.85%	1.25% on 87.5% of Premium	Minimum \$10,000 Maximum \$1,000,000	During the 1st contract yr, 10% of purchase payments may be withdrawn without an early withdrawal charge. After 1st contract ann, 10% of acct value as of the most recent contract anniversary may be withdrawn without an early withdrawal charge. A market value adjustment will apply to withdrawals or surrenders during the five-year term.	5 Years (9,8,7,6,5)	18-89-Q 0-89-NQ	Y (No MVA Available in AK, CA, PA, UT and VA)	NY
	S&P 500 Risk Control Annual Point to Point with Participation Rate >\$100,000: 65%, <\$100,000: 60%							
	S&P U.S. Retiree Spending Annual Point to Point with Participation Rate >\$100,000: 65%, <\$100,000: 60%							
	S&P 500 Annual Point to Point with Cap >\$100,000: 5.80%, <\$100,000: 5.55%							

GREAT AMERICAN LIFE INSURANCE COMPANY (GAA)

Rates Effective as of 07-07-2018

INDEXED	Current Interest	Guaranteed Interest	Minimum Premium	Withdrawal Provisions	Surrender Charges	Issue Ages	MVA Y=Yes N=No	States Not Available
American Custom-10 	Declared Rate: >\$150,000: 1.90%, <\$150,000: 1.75% S&P 500 Risk Control Annual Point-to-Point with Participation Rate >\$150,000: 55%, <\$150,000: 50% S&P 500 Annual Point-to-Point with Cap >\$150,000: 5.00%, <\$150,000: 4.50% GLD Annual Point-to-Point with Cap >\$150,000: 5.75%, <\$150,000: 5.50%	1.25% on 90% of Premium	NQ & Q \$25,000 Max: 1 million issue ages 0-75	Tax qualifications: NQ and Inherited NQ. Q: 403(b) TSA (traditional and Roth), IRA (traditional, Roth, SEP, SIMPLE and Inherited), and 457(b). Waiver riders: Extended Care - 100% account value when criteria met. Terminal Illness - 100% account value when criteria met. Optional riders: Only one rider may be selected and must be added at issue. Cumulative-Free-Withdrawal Option - up to 25% (20% carryover plus 5% annual free withdrawal) Simple Income Option - 10% rollover for 10 years. Stacked Income Option - 5% rollover for 10 years plus 100% of interest credited to the AV for the life of the contract. Free withdrawal allowance: During first contract year, 5% of purchase payment. After first contract anniversary, 5% of the sum of the account value as of the most recent contract anniversary. Annuitization for account value: greater of account value or GMSV used for all annuitizations. A fixed period of less than 10 years is available only as a death benefit settlement option. Loans: Available 403(b), governmental 457(b) Minimum loan: \$1,000. Death Benefit: Greater of the account value or GMSV. Cumulative Free Withdrawal Option: This rider allows clients to carry over any unused portion of their contracts annual free withdrawal percentage, up to a maximum of 25%. (20% maximum carryover plus the contract's 5% annual free withdrawal) Rider issue ages: 18-85 Q; 0-85 NQ. This is an optional rider that must be added at issue and is available for a charge that is currently 0.25% of the AV. The charge is guaranteed not to change after issue and will be taken as withdrawals from the account value at the end of each contract year during the 10-year early withdrawal charge period. Not available in all states. Simple Income Option: Call us for details! Stacked Income Option: Call us for details! Extended Care Waiver: Call for details! Terminal Illness waiver: Call for details! Minimum Withdrawals: \$500; Minimum account value following withdrawal: \$5,000.	10 Years (9.5,8.75,7.75, 6.75,5.75,4.75, 3.75,3.2,1)	18-85-Q 0-85-NQ 18-75 Inherited IRA 0-75 Inherited NQ	Y	NY
	Declared Rate: >\$150,000: 1.90%, <\$150,000: 1.70% S&P 500 Risk Control Annual Point-to-Point with Participation Rate >\$150,000: 50%, <\$150,000: 40% S&P 500 Annual Point-to-Point with Cap >\$150,000: 4.80%, <\$150,000: 4.40% GLD Annual Point-to-Point with Cap >\$150,000: 5.50%, <\$150,000: 5.25%		\$750,000 issue ages 76-80 \$500,000 issue ages 81+					

*Only one rider may be selected and selected rider must be added at time of contract issue.	Simple Income Option SM R6047014NW	Stacked Income Option SM R6046914NW	Cumulative Free-Withdrawal Option R6046814NW
Issue age	40-85	40-85	18-85 Q; 0-85 NQ
Income base growth	Rollup credits	Rollup credits + 100% of account value interest	N/A
Rollup credit	9%	5%	N/A
Maximum rollup period	10 years	10 years	N/A
Current Rider charge	0.95% of income base, deducted from account value. Subject to change upon reset.	1.25% of income base, deducted from account value. Subject to change at our discretion.	0.25% of account value, deducted from account value. Guaranteed not to change after issue. Charges end after 10 years. Client cannot cancel rider.
Resets	Starting first contract anniversary	N/A – Income base will never be less than the account value.	N/A
Increasing income percentages	0.09% each year clients wait to start income payments	Same as Simple Income Option	N/A
Enhanced income percentage	Available during first five contract years	N/A	N/A
Income payments	Available immediately (age 55+)	Available five years after rider effective date (age 55+)	N/A
Refund of rider charges available upon death	Yes, if income payments haven't started	Same as Simple Income Option	N/A
Maximum penalty-free withdrawal	N/A	N/A	25% (20% maximum carryover, plus 5% annual free withdrawal)

SPECIAL BROADCAST MESSAGE

American Landmark 5 has the rates and features to **INCREASE** your sales!

Call us Today!!



The American Landmark 5 fixed-indexed annuity from Great American Life Insurance Company®, offers your clients:

- Five-year declining early withdrawal charges
- Additional purchase payments accepted during first two contract months
- Competitive earning potential with participation rates up to 70%
- S&P 500 indexed strategy offers caps up to 5.25%
- During first contract year, penalty-free withdrawal of 10% of purchase payment
- 10% penalty-free withdrawals of account value after year one
- Extended Care Waiver Rider and Terminal Illness Waiver Rider are available
- Opportunity to receive lifetime income

Check out
Great American's Income
and Death Benefit Riders!





14

For distribution partner use only. Not for use in sales solicitation. Call for disclaimer details!

GREAT AMERICAN LIFE INSURANCE COMPANY (GAA)

Rates Effective as of 4-7-2019

INDEXED	Current Interest	Guaranteed Interest	Minimum Premium	Withdrawal Provisions	Surrender Charges	Issue Ages	MVA Y=Yes N=No	States Not Available
American Legend - 7	Declared Rate: >\$100,000: 3.00%, <\$100,000: 2.90% S&P 500 Risk Control Annual Point-to-Point with Participation Rate >\$100,000: 65%, <\$100,000: 60% S&P 500 Annual Point-to-Point with Cap >\$100,000: 5.90%, <\$100,000: 5.65% GLD Annual Point-to-Point with Cap >\$100,000: 7.25%, <\$100,000: 7.00%	1.00% on 87.5% of Premium	NQ & Q \$10,000 Max: 1 million issue ages 0-75	During this first contract year, 10% of purchase payments may be withdrawn without an early withdrawal charge or market value adjustment. After the first contract year, 10% of the account value as of the most recent contract anniversary may be withdrawn without an early withdrawal charge or market value adjustment. A market value adjustment will apply to withdrawals or surrenders during the seven-year term. The surrender value equals the greater of the account value less any early withdrawal charges or the guaranteed minimum surrender value.	7 Years (9,8,7,6,5,4,3)	NQ 0-85 Inherited NQ 0-75 Inherited IRA 0-75 Qualified 0-85	Y	IA, NY, PA, WY
	NO MVA: Available in AK, CA, UT and VA Declared Rate: >\$100,000: 2.80%, <\$100,000: 2.70% S&P 500 Risk Control Annual Point-to-Point with Participation Rate >\$100,000: 60%, <\$100,000: 55% S&P 500 Annual Point-to-Point with Cap >\$100,000: 5.55%, <\$100,000: 5.45% GLD Annual Point-to-Point with Cap >\$100,000: 6.75%, <\$100,000: 6.50%		\$750,000 issue ages 76-80 \$500,000 Issue ages 81+					
Premier Bonus  5.75% Bonus!	Declared Rate: >\$150,000: 1.80%, <\$150,000: 1.65% S&P 500 Risk Control Annual Point-to-Point with Participation Rate >\$150,000: 35%, <\$150,000: 35% S&P U.S. Retiree Spending Annual Point-to-Point with Participation >\$150,000: 40%, <\$150,000: 35% S&P 500 Annual Point-to-Point with Cap >\$150,000: 3.25%, <\$150,000: 3.00%	1.00% on 87.5% of Premium	NQ & Q \$10,000 Sub: \$2,000 Max: 1 million issue ages 0-75	5.75% purchase payment bonus; added to account value immediately but not fully vested until the seventh contract anniversary. During the first contract year, 10% of purchase payments may be withdrawn without an early withdrawal charge. After the first contract year, 10% of the account value as of the most recent contract anniversary may be withdrawn without an early withdrawal charge. A market value adjustment will apply to withdrawals or surrenders during the seven-year term. The surrender value equals the greater of the account value less any early withdrawal charges and any non-vested bonus amount, plus or minus applicable MVAs, or the guaranteed minimum surrender value.	7 Years (6,5,4,3,3,3,3)	NQ 0-85 Inherited NQ 0-75 Inherited IRA 0-75 Qualified 0-85	Y	DE, IA, MN, NY, OR, PA, VT, VA, WA
	NO MVA: Available in AK, CA, and UT Declared Rate: >\$150,000: 1.70%, <\$150,000: 1.55% S&P 500 Risk Control Annual Point-to-Point with Participation Rate >\$150,000: 35%, <\$150,000: 30% S&P U.S. Retiree Spending Annual Point-to-Point with Participation >\$150,000: 35%, <\$150,000: 30% GLD Annual Point-to-Point with Cap >\$150,000: 2.85%, <\$150,000: 2.75%		\$750,000 issue ages 76-80 \$500,000 Issue ages 81+					
Premier Income Bonus 	Declared Rate: >\$150,000: 2.25%, <\$150,000: 2.00% S&P 500 Risk Control Annual Point-to-Point with Participation Rate >\$150,000: 50%, <\$150,000: 45% S&P U.S. Retiree Spending Annual Point-to-Point with Participation Rate >\$150,000: 50%, <\$150,000: 45% S&P 500 Annual Point-to-Point with Cap >\$150,000: 5.00%, <\$150,000: 4.00%	1.00% on 87.5% of Premium	NQ & Q \$10,000 Sub.: \$2,000 Max: 1 million issue ages 0-75	Built-in income rider offers 8% rider bonus, 8% rollup credits and 10-year rollup period. During this first contract year, 10% of purchase payments may be withdrawn without an early withdrawal charge or market value adjustment. After the first contract year, 10% of the account value as of the most recent contract anniversary may be withdrawn without an early withdrawal charge or market value adjustment. A market value adjustment will apply to withdrawals or surrenders during the seven-year term. The surrender value equals the greater of the account value less any early withdrawal charges or the guaranteed minimum surrender value.	7 Years (6,5,4,3,3,3,3)	NQ & Q 40-85	Y	DE, IA, MN, NY, OR, VT, VA, WA
	NO MVA: Available in AK, CA, and UT Declared Rate: >\$150,000: 2.15%, <\$150,000: 1.90% S&P 500 Risk Control Annual Point-to-Point with Participation Rate >\$150,000: 45%, <\$150,000: 40% S&P U.S. Retiree Spending Annual Point-to-Point with Participation Rate >\$150,000: 45%, <\$150,000: 40% GLD Annual Point-to-Point with Cap >\$150,000: 4.00%, <\$150,000: 3.00%		\$750,000 issue ages 76-80 \$500,000 Issue ages 81+ Waivers: Terminal Illness Waiver Extended Care Waiver					

GUGGENHEIM LIFE & ANNUITY COMPANY (GLA)


Rates Effective as of 4-1-2019

INDEXED	Current Interest			Guaranteed Interest	Minimum Premium	Withdrawal Provisions	Surrender Charges			Issue Ages	MVA Y=Yes N=No	States Not Available																															
	Strategies	Duration	Rate				Most States	Varia-tion																																			
Highlander FIA 4% Premium Bonus!	Fixed	1 Year Fixed	2.00%	Minimum Guaranteed Contract Value (MGVC) is equal to 87.5% of premium less withdrawals, accumulated at the minimum guaranteed interest rate	Minimum Qualified \$5,000	10% Annual Free Withdrawal Beginning in the second contract year. Nursing Home Care* This contract provides access to the full account value, without surrender charges and market value adjustment, should the owner become confined to a nursing home after the first contract anniversary. The contract must be issued prior to the owner's age of 76 and confinement in a nursing home must be for 90 continuous days. Not available in MA. Terminal Illness* If the owner is diagnosed with a critical illness (heart attack, stroke, life threatening cancer) or is deemed terminally ill by a physician, the full account value may be accessed without surrender charges and market value adjustment. Eligibility is subject to rider provisions which are: Terminal Illness-physician must certify that the owner's life expectancy is nine months or less. Critical Illness- The contract must have been purchased prior to the owner's age of 70. INCOME RIDER: 4% guaranteed roll-up + Stacking Credits for 20 Years	<table border="1"> <tr><td>1</td><td>10%</td><td>9%</td></tr> <tr><td>2</td><td>9%</td><td>9%</td></tr> <tr><td>3</td><td>8%</td><td>9%</td></tr> <tr><td>4</td><td>7%</td><td>8%</td></tr> <tr><td>5</td><td>6%</td><td>7%</td></tr> <tr><td>6</td><td>5%</td><td>6%</td></tr> <tr><td>7</td><td>4%</td><td>5%</td></tr> <tr><td>8</td><td>3%</td><td>4%</td></tr> <tr><td>9</td><td>2%</td><td>3%</td></tr> <tr><td>10</td><td>1%</td><td>2%</td></tr> <tr><td>11+</td><td>0%</td><td>1%</td></tr> </table>	1	10%	9%	2	9%	9%	3	8%	9%	4	7%	8%	5	6%	7%	6	5%	6%	7	4%	5%	8	3%	4%	9	2%	3%	10	1%	2%	11+	0%	1%	0-80	Y	NY
	1	10%	9%																																								
	2	9%	9%																																								
	3	8%	9%																																								
	4	7%	8%																																								
5	6%	7%																																									
6	5%	6%																																									
7	4%	5%																																									
8	3%	4%																																									
9	2%	3%																																									
10	1%	2%																																									
11+	0%	1%																																									
S&P MARC 5	1 Year Point-to-Point with Participation	85%	Additional \$500 Minimum (1st Contract year only)	<table border="1"> <tr><td>1</td><td>10%</td><td>9%</td></tr> <tr><td>2</td><td>9%</td><td>9%</td></tr> <tr><td>3</td><td>8%</td><td>9%</td></tr> <tr><td>4</td><td>7%</td><td>8%</td></tr> <tr><td>5</td><td>6%</td><td>7%</td></tr> <tr><td>6</td><td>5%</td><td>6%</td></tr> <tr><td>7</td><td>4%</td><td>5%</td></tr> <tr><td>8</td><td>3%</td><td>4%</td></tr> <tr><td>9</td><td>2%</td><td>3%</td></tr> <tr><td>10</td><td>1%</td><td>2%</td></tr> <tr><td>11+</td><td>0%</td><td>1%</td></tr> </table>	1	10%	9%	2	9%	9%	3	8%	9%	4	7%	8%	5	6%	7%	6	5%	6%	7	4%	5%	8	3%	4%	9	2%	3%	10	1%	2%	11+	0%	1%						
1	10%	9%																																									
2	9%	9%																																									
3	8%	9%																																									
4	7%	8%																																									
5	6%	7%																																									
6	5%	6%																																									
7	4%	5%																																									
8	3%	4%																																									
9	2%	3%																																									
10	1%	2%																																									
11+	0%	1%																																									
S&P 500	1 Year Point-to-Point with Annual Cap	4.00%	\$1,000,000 Maximum																																								
S&P 500	1 Year Point-to-Point with Participation	30%																																									
Highlander 7 FIA	Fixed	1 Year Fixed	2.50%	Minimum Guaranteed Contract Value (MGVC) is equal to 87.5% of premium less withdrawals, accumulated at the Nonforfeiture Interest Rate	Minimum Qualified \$5,000	10% Annual Free Withdrawal A single, penalty-free withdrawal up to 10% of the account value may be taken beginning in the second contract year. Surrender charges and market value adjustment will be waived on any penalty-free amount withdrawn. Amounts withdrawn in excess of 10% of the penalty-free amount will incur a surrender charge and market value adjustment. If applicable. Surrender charges on Internal Revenue Service (IRS) required minimum distributions (RMD) exceeding the penalty-free amount will be waived. Nursing Home Care The contract provides full access to the account value, without surrender charges and market value adjustment, should the owner become confined to a nursing home after the first contract anniversary. The contract must be issued prior to the owner's age 76 and confinement in a nursing home must be for 90 continuous days. Not available in MA. Terminal Illness If the owner is diagnosed with a critical illness (heart attack, stroke, life threatening cancer) or is deemed terminally ill by a physician, the full account value may be accessed without surrender charges and market value adjustment. Eligibility is subject to rider provisions.	<table border="1"> <tr><td>1</td><td>10%</td><td>9%</td></tr> <tr><td>2</td><td>9%</td><td>9%</td></tr> <tr><td>3</td><td>8%</td><td>9%</td></tr> <tr><td>4</td><td>7%</td><td>8%</td></tr> <tr><td>5</td><td>6%</td><td>7%</td></tr> <tr><td>6</td><td>5%</td><td>6%</td></tr> <tr><td>7</td><td>4%</td><td>5%</td></tr> </table>	1	10%	9%	2	9%	9%	3	8%	9%	4	7%	8%	5	6%	7%	6	5%	6%	7	4%	5%	0-80	Y	NY												
	1	10%	9%																																								
	2	9%	9%																																								
	3	8%	9%																																								
	4	7%	8%																																								
5	6%	7%																																									
6	5%	6%																																									
7	4%	5%																																									
S&P MARC 5	1 Year Point-to-Point with Participation	100%	Additional \$500 Minimum (1st contract year only)																																								
S&P 500	1 Year Point-to-Point with Annual Cap	5.00%	\$1,000,000 Maximum																																								
S&P 500	1 Year Point-to-Point with Participation	40%																																									

(For Agent Use Only) Not intended for soliciting annuity sales from the public.
 Rates and Commissions subject to change.
 Check for current state approvals.


LINCOLN FINANCIAL GROUP (LFA)


Rates Effective as of 4-1-2019

INDEXED	Current Interest	Guaranteed Interest	Minimum Premium	Withdrawal Provisions	Surrender Charges	Issue Ages	MVA Y=Yes N=No	States Not Available
Lincoln OptiPoint - 8 Premium Bonus: <\$100k - 2.00% >\$100k - 3.00% On premium received years 1-3	Under \$100,000 Fixed Account: 1.80% Perf Triggered Rate: 3.00% 2 Yr Pt-to-Pt Cap: 7.80% 2Yr Monthly Cap: 2.30% Over \$100,000 Fixed Acct: 1.80% Perf Triggered Rate: 3.00% 2-Yr Pt to Pt Cap: 7.80% 2-Yr Monthly Cap: 2.30%	1.00%	\$10,000-Q \$10,000-NQ Additional Deposits \$50 Month (Limit \$25,000 per year)	Annuitization allowed after 5th yr. Contracts issued on 1st, 8th, 15th & 22nd. 10% free withdrawals even in yr 1. Fixed account: Amounts can be allocated into or out of the Fixed Account during the 25-day reallocation period, after each contract anniversary date. Indexed accounts: At the end of the indexed term, amounts can be allocated into or out of the available indexed accounts during the 25-day reallocation period, after the contract ann date. The reallocation will be effective as of the contract anniversary date. The amt of the contract value available for reallocation on a contract anniversary equals: The fixed acct value + the sum of the indexed acct values for those indexed accts with indexed terms ending on the contract anniversary. Nursing home and terminal illness benefits: allows access to contract value w/o surr charge or MVA if certain conditions are met. Please see the Disclosure statement for necessary criteria and conditions. Subject to state availability. Beginning in the first contract year without incurring charges. Death benefit: upon death of a contractowner, beneficiaries may receive the greater of the contract value or single premium paid minus any prior surrs and surr charges, accrue at the guaranteed min fixed interest rate. Acct guarantees: Guaranteed min fixed interest rate is set at issue for the surr charge period and varies annually there after ranging between 1.00% and 3.00%. Performance triggered Indexed Acct: Guaranteed min specified rate: 2.50%. 2-Year Point-to-Point Indexed Acct: Guaranteed minimum indexed interest cap: 7.00%. 2-year Monthly cap Indexed acct: Guaranteed min monthly indexed cap: 1.00%	8 Years (9,8,7,6,5,4,3,2)	0-85 Q&NQ	Y	AK, MN, NY, OR, UT
Lincoln OptiPoint - 10 Premium Bonus: <\$100k - 3.00% >\$100k - 4.00% On premium received years 1-4	Under \$100,000 Fixed Account: 1.80% Perf Triggered Rate: 3.00% 2 Yr Pt-to-Pt Cap: 7.80% 2yr Monthly Cap: 2.30% Over \$100,000 Fixed Acct: 1.80% Perf Triggered Rate: 3.00% 2-Yr Pt to Pt Cap: 7.80% 2-Yr Monthly Cap: 2.30%	1.00%	\$10,000-Q \$10,000-NQ Additional Deposits \$50 Month (Limit \$25,000 per year)	Nursing home and terminal illness benefits: allows access to contract value w/o surr charge or MVA if certain conditions are met. Please see the Disclosure statement for necessary criteria and conditions. Subject to state availability. Beginning in the first contract year without incurring charges. Death benefit: upon death of a contractowner, beneficiaries may receive the greater of the contract value or single premium paid minus any prior surrs and surr charges, accrue at the guaranteed min fixed interest rate. Acct guarantees: Guaranteed min fixed interest rate is set at issue for the surr charge period and varies annually there after ranging between 1.00% and 3.00%. Performance triggered Indexed Acct: Guaranteed min specified rate: 2.50%. 2-Year Point-to-Point Indexed Acct: Guaranteed minimum indexed interest cap: 7.00%. 2-year Monthly cap Indexed acct: Guaranteed min monthly indexed cap: 1.00%	10 Years (10,9,8,7,6,5,4,3,2,1)	0-80 Q&NQ	Y	AK, MN, NY, OR, UT
Lincoln OptiBlend - 5 	Declared Rate: >\$100,000: 2.95%, <\$100,000: 2.50% 1-Yr Volatility Controlled P-t-P Indexed With Spread Account >\$100,000: 1.20%, <\$100,000: 1.40% Performance Triggered Specified Rate >\$100,000: 4.50%, <\$100,000: 4.00% 1-Yr P-t-P Indexed with Cap Account >\$100,000: 6.25%, <\$100,000: 5.30%	1.00%	NQ & Q \$10,000 Max: 2 million	Beginning in the first contract year, up to 10% of contract value may be withdrawn each contract year without incurring charges. If you access more than the 10% annual free withdrawal before the end of the surrender charge period, it may be subject to a surrender charge and an MVA. The MVA is a positive or negative adjustment based on the current interest rate environment at time of surrender. The MVA does not apply to withdrawals after the surrender charge period, the 10% annual free withdrawal, the death benefit, annuitized contracts, or contracts issued in selected states.	5 Years	NQ-Q 0-85	Y	NY
Lincoln OptiBlend - 7	Declared Rate: >\$100,000: 2.40%, <\$100,000: 2.25% 1-Yr Volatility Controlled P-t-P Indexed With Spread Account >\$100,000: 1.80%, <\$100,000: 2.30% Performance Triggered Specified Rate >\$100,000: 4.00%, <\$100,000: 3.90% 1-Yr P-t-P Indexed with Cap Account >\$100,000: 5.55%, <\$100,000: 4.30%	1.00%	NQ & Q \$10,000 Max: 2 million	Beginning in the first contract year, up to 10% of contract value may be withdrawn each contract year without incurring charges. If you access more than the 10% annual free withdrawal before the end of the surrender charge period, it may be subject to a surrender charge and an MVA. The MVA is a positive or negative adjustment based on the current interest rate environment at time of surrender. The MVA does not apply to withdrawals after the surrender charge period, the 10% annual free withdrawal, the death benefit, annuitized contracts, or contracts issued in selected states.	7 Years	NQ-Q 0-85	Y	NY
Lincoln OptiBlend - 10	Declared Rate >100,000: 2.30%, <\$100,000: 2.20% 1-Yr Volatility Controlled P-t-P Indexed With Spread Account >\$100,000: 1.35%, <\$100,000: 1.75% Performance Triggered Specified Rate >\$100,000: 4.35%, <\$100,000: 4.00% 1-Yr P-t-P Indexed with Cap Account >\$100,000: 6.00%, <\$100,000: 5.15%	1.00%	NQ & Q \$10,000 Max: 2 million	Beginning in the first contract year, up to 10% of contract value may be withdrawn each contract year without incurring charges. If you access more than the 10% annual free withdrawal before the end of the surrender charge period, it may be subject to a surrender charge and an MVA. The MVA is a positive or negative adjustment based on the current interest rate environment at time of surrender. The MVA does not apply to withdrawals after the surrender charge period, the 10% annual free withdrawal, the death benefit, annuitized contracts, or contracts issued in selected states.	10 Years	NQ-Q 0-80	Y	NY

NASSAU RE COMPANY (PLA)

Rates Effective as of 3-1-2019

FIXED INDEX ANNUITIES	Blended Product				Minimum Surrender Value	Minimum Premium	Withdrawal Provisions/ Contract Features	Surrender Charges	States Not Available
Phoenix Personal Income Annuity 	10 Year Surrender Charge	Cap	Par.	Spread	\$15,000 Q&NQ Max: \$1,000,000	87.5% of premiums less withdrawals @ 1.00%	<ul style="list-style-type: none"> Penalty-free withdrawals up to 10% of contract value each year Withdrawals for RMD associated with this contract will not incur withdrawal fees or MVA Any withdrawals may be subject to federal and state income tax If taken prior to age 59 1/2, withdrawals may also be subject to a 10% federal penalty Withdrawals taken in excess of free withdrawal amount during the surrender charge period will be subject to surrender charges and a market value adjustment For contracts that include an optional GMWB rider, withdrawals prior to rider exercise or in excess of the guaranteed amount will reduce the benefit base and therefore reduce future guaranteed withdrawal amounts Withdrawals taken during the segment duration will not be included when calculating the index credit for that segment 	10 Years (12,12,12,11,10,9 8,7,6,4) (Most States)	ME, NY
	Monthly S&P 500®	1.30%	N/A	N/A				MVA	
	1-Yr S&P 500 - Cap	2.75%	N/A	N/A				Y	
	1-Yr S&P 500 - Par/Spread	N/A	25%	2.00%				Issue Ages	
	1-Yr CSTMAI	N/A	N/A	4.25%				0-80 Q&NQ	
	2-Yr S&P 500 - Cap	5.50%	N/A	N/A					
	2-Yr S&P 500 - Par	N/A	30%	N/A					
	2-Yr S&P 500 - Par/Spread	N/A	38%	4.00%					
	2-Yr CSTMAI	N/A	N/A	4.00%					
	3-Yr S&P 500 - Par/Spread	N/A	54%	9.00%					
	Fixed Account	1.50%							
	For use in: AL, AZ, AR, CA, CO, DC, GA, HI, ID, IL, KS, LA, MA, MI, NE, NM, ND, RI, SC, SD, TN, VT, WI, WV, WY *Call for other states!								

Phoenix Personal Protection Choice	Blended Product				Blended Product			Blended Product			Minimum Premium	Surrender Charges	States Not Available	
	10 Year Surrender Charge	Cap	Par.	Spread	Cap	Par.	Spread	Cap	Par.	Spread				
Phoenix Personal Protection Choice 	10 Year Surrender Charge	Cap	Par.	Spread	Cap	Par.	Spread	Cap	Par.	Spread	\$15,000 Q&NQ Max \$1,000,000	10 Years (12,12,12,11,10,9 8,7,6,4) (Most States)	ME, NY	
	Monthly S&P 500®	2.05%	N/A	N/A	1.90%	N/A	N/A	1.90%	N/A	N/A				MVA
	1-Yr S&P 500 - Cap	5.25%	N/A	N/A	4.75%	N/A	N/A	4.75%	N/A	N/A				Y
	1-Yr S&P 500 - Par/Spread	N/A	46%	2.00%	N/A	41%	2.00%	N/A	41%	2.00%				Issue Ages
	1-Yr CSTMAI	N/A	N/A	0.50%	N/A	N/A	1.00%	N/A	N/A	1.00%				0-80 Q&NQ
	2-Yr S&P 500 - Cap	11.25%	N/A	N/A	10.25%	N/A	N/A	10.25%	N/A	N/A				
	2-Yr S&P 500 - Par	N/A	54%	N/A	N/A	49%	N/A	N/A	49%	N/A				
	2-Yr S&P 500 - Par/Spread	N/A	69%	4.00%	N/A	63%	4.00%	N/A	63%	4.00%				
	2-Yr CSTMAI	N/A	N/A	0.00%	N/A	N/A	0.00%	N/A	N/A	4.00%				
	3-Yr S&P 500 - Par/Spread	N/A	100%	9.00%	N/A	91%	9.00%	N/A	91%	9.00%				
	Fixed Account	2.75%			Fixed Account - 2.50%			Fixed Account - 2.50%						
	AL, AZ, AR, CA, CO, DC, GA, HI, ID, IL, KS, LA, MA, MI, NE, NM, ND, RI, SC, SD, TN, VT, WI, WV, WY				CT, DE, FL, IA, IN, KY, MD, MS, MT, NV, NH, OH, OK, PA, TX, UT			AK, MN, MO, NC, NJ, OR, VA, WA						

Withdrawal Provisions/Contract Features

- The percentage of the benefit base available for withdrawal varies by rider, issue age and duration
- Benefit base stops growing when you begin guarantee withdrawals. Withdrawals prior to rider exercise or in excess of the guaranteed amount will reduce the benefit base and amount of future guaranteed benefits
- income withdrawals are taken from your contract value and will reduce the enhanced death benefit (if elected). Over time, contract value could be withdrawn entirely, leaving no death benefit.
- Withdrawals prior to rider exercise reduce the benefit base but do not stop the income roll-up. Roll-up is based on the premium adjusted for withdrawals
- Any withdrawals will reduce the family protection death benefit in the same proportion as the contract value is reduced

NORTH AMERICAN COMPANY FOR LIFE AND HEALTH INSURANCE® Rates Effective as of 4-18-2019

FIXED INDEX ANNUITIES ¹	Index Cap Rate Product					Minimum Surrender Value	Minimum Premium	
North American Charter Plussm 10 year option Premium Bonus 5.00% = \$20,000 - \$74,000 Premium 7.00% = \$75,000+ Premium *Premium Bonus Paid on all new premium in first 7 contract years 14 year option Premium Bonus 8.00% = \$20,000 - \$74,000 Premium 10.00% = \$75,000+ Premium *Premium Bonus Paid on all new premium in first 7 contract years			10 Year		14 Year		87.5% of premiums less withdrawals @ 1.00%	\$20,000 Q & NQ
			\$75k+ Initial Premium	\$20k-\$74,999 Initial Premium	\$75k+ Initial Premium	\$20k-\$74,999 Initial Premium		
	S&P 500®	DA Index Margin (No Cap)	6.95%	6.95%	6.05%	6.05%		
		MPP Index Cap Rate	1.20%	1.20%	1.50%	1.50%		
		APP Index Cap Rate	3.00%	3.00%	3.50%	3.50%		
		APP Participation Rate (No Cap)	22%	22%	27%	27%		
	S&P 500® LOW VOLATILITY DAILY RISK CONTROL 5% (Not available in all states)	APP Index Margin (No Cap)	5.30%	5.30%	4.30%	4.30%		
	S&P 500® LOW VOLATILITY DAILY RISK CONTROL 8% (Not available in all states)	Two-Year PTP Index Margin (No Cap) (Annual Index Margin Shown)	6.40%	6.40%	5.15%	5.15%		
	NASDAQ-100®	MPP Index Cap Rate	1.05%	1.05%	1.20%	1.20%		
	Fixed Account Rate		1.30%	1.30%	1.60%	1.60%		
Premium Bonus		7.00%	5.00%	10.00%	8.00%			
Fixed Account 1st-Year Yield (Fixed Rate + Premium Bonus)		8.39%	6.36%	11.76%	9.72%			

North American Charter Plus State Variations for AK, CA, CT, DE, HI, MO, MN, NV, OH, OK, OR, PA, SC, TX, UT, VA, WA		
		10-YEAR
S&P 500®	DA Index Margin (No Cap)	7.25%
	MPP Index Cap Rate	1.20%
	APP Index Cap Rate	3.00%
	APP Participation Rate (No Cap)	20%
S&P 500® LOW VOLATILITY DAILY RISK CONTROL 5% (Not available in all states)	APP Index Margin (No Cap)	5.40%
S&P 500® LOW VOLATILITY DAILY RISK CONTROL 8% (Not available in all states)	Two-Year PTP Index Margin (No Cap) (Annual Index Margin Shown)	6.45%
NASDAQ-100®	MPP Index Cap Rate	0.95%
Fixed Account Rate		1.20%
	Premium Bands	\$75,000+ Initial Premium \$20,000-\$74,999 Initial Premium
Premium Bonus		7.00% 5.00%
Fixed Account 1st-Year Yield (Fixed Rate + Premium Bonus)		8.28% 6.26%

NORTH AMERICAN COMPANY FOR LIFE AND HEALTH INSURANCE® Rates Effective as of 4-18-2019

FIXED INDEX ANNUITIES ¹	Withdrawal Provisions/Contract Features	Surrender Charges ⁶	Issue Ages	MVA ²	States Not Available
<p>North American Charter Plussm 10 year option Premium Bonus</p> <p>5.00% = \$20,000 - \$74,000 Premium</p> <p>7.00% = \$75,000+ Premium *Premium Bonus Paid on all new premium in first 7 contract years</p> <p>14 year option Premium Bonus</p> <p>8.00% = \$20,000 - \$74,000 Premium</p> <p>10.00% = \$75,000+ Premium *Premium Bonus Paid on all new premium in first 7 contract years</p>	<p>Clients may transfer between Fixed & Index account options or crediting methods within Index account annually. You have 30 days each contract anniversary to reallocate. Transfers not allowed until 1st contract yr. The ability to transfer annually for the 30 days is also by current company practice. Annuitization Benefit: By current Company practice, proceeds may be converted to an annuity payment option after yr 1. Income payments will be based on the Accumulation Value if a Life, Life & Certain or Joint Life option is selected. Full acct value at death. 10% of Accum Value each year after yr. 1 The penalty-free withdrawal will increase by 10% of the Accumulation Value. Death benefit accum value goes to beneficiary upon death. Receive lump sum or a series of payments. Premium Bonus recapture provision.</p>	<p>10 Years (10,10,9,9,8,8,7,6,4,2)</p> <p>14 Years (12,12,11,11,10,9,8,7,6,5,4,3,2,1)</p>	<p>10 Years 0-79 Q & NQ</p> <p>14 Years 0-75 Q & NQ (IN - Issue age 0-74) (CA - Issue age 0-52) (NH - Issue age 0-74)</p>	<p>Yes</p>	<p>10 Year NY</p> <hr/> <p>14 Year AK, CT, DE, HI, MA, MN, MO, MT, NV, NY, OH, OK, OR, PA, SC, TX, UT, VA, WA</p>

FIXED INDEX ANNUITIES ¹	Index Cap Rate Only	Minimum Surrender Value	Minimum Premium	Withdrawal Provisions/Contract Features	Surrender Charges ⁶	States Not Available																														
<p>North American VersaChoice</p>	<table border="1" style="width: 100%; border-collapse: collapse;"> <thead> <tr> <th colspan="2"></th> <th colspan="2" style="text-align: center;">10 Year</th> </tr> <tr> <th colspan="2"></th> <th style="text-align: center;">\$75k+ Initial Premium</th> <th style="text-align: center;">\$20k - 74,999k+ Initial Premium</th> </tr> </thead> <tbody> <tr> <td rowspan="3" style="text-align: center; vertical-align: middle;">S&P 500®</td> <td style="text-align: center;">MPtP Index Cap Rate</td> <td style="text-align: center;">1.80%</td> <td style="text-align: center;">1.60%</td> </tr> <tr> <td style="text-align: center;">APtP Index Cap Rate</td> <td style="text-align: center;">5.00%</td> <td style="text-align: center;">4.00%</td> </tr> <tr> <td style="text-align: center;">APtP Participation Rate (No Cap)</td> <td style="text-align: center;">35%</td> <td style="text-align: center;">30%</td> </tr> <tr> <td style="text-align: center;">S&P MARC 5% ER</td> <td style="text-align: center;">APtP Index Margin (No Cap)</td> <td style="text-align: center;">0.70%</td> <td style="text-align: center;">1.15%</td> </tr> <tr> <td style="text-align: center;">S&P 500 LOW VOLATILITY DAILY RISK CONTROL 5%</td> <td style="text-align: center;">APtP Index Margin (No Cap)</td> <td style="text-align: center;">2.75%</td> <td style="text-align: center;">3.55%</td> </tr> <tr> <td colspan="2" style="text-align: center;">Fixed Account</td> <td style="text-align: center;">2.10%</td> <td style="text-align: center;">1.90%</td> </tr> </tbody> </table>			10 Year				\$75k+ Initial Premium	\$20k - 74,999k+ Initial Premium	S&P 500®	MPtP Index Cap Rate	1.80%	1.60%	APtP Index Cap Rate	5.00%	4.00%	APtP Participation Rate (No Cap)	35%	30%	S&P MARC 5% ER	APtP Index Margin (No Cap)	0.70%	1.15%	S&P 500 LOW VOLATILITY DAILY RISK CONTROL 5%	APtP Index Margin (No Cap)	2.75%	3.55%	Fixed Account		2.10%	1.90%	<p>87.5% of premiums less withdrawals @ 1.00%</p>	<p>Modified Single Premium</p> <p>\$20,000 Non-Qualified</p> <p>\$20,000 Qualified</p>	<p>10% free withdrawals after the issue date of the beginning of year accumulation value each year</p> <p>Add the Enhanced Liquidity Benefit Rider for 0.50% annually and get these features:</p> <ul style="list-style-type: none"> • Enhanced penalty-free withdrawals: Beginning in the second year, up to 20% free • Return of premium: Any time after the second contract year, the client may terminate the contract and receive no less than the contract's net premium paid. • ADL-based surrender charge waiver: If client is unable to complete two of the six activities of daily living (ADLs) after the issue date and otherwise qualifies, it's possible to get up to 100% of accumulation value immediately with no surrender charges. • ADL-based payout benefit: After the second contract anniversary, if a client is unable to complete two of the six ADLs and otherwise qualifies, they may choose to draw an income over five years that is based on an enhanced accumulation value amount (percentage varies by contract year) 	<p>10 Years (10,10,9,9,8,8,7,6,4,2)</p> <div style="background-color: #008000; color: white; text-align: center; padding: 2px;">MVA²</div> <p style="text-align: center;">N</p> <div style="background-color: #008000; color: white; text-align: center; padding: 2px;">Issue Ages</div> <p style="text-align: center;">0-79</p>	<p>NY</p>
		10 Year																																		
		\$75k+ Initial Premium	\$20k - 74,999k+ Initial Premium																																	
S&P 500®	MPtP Index Cap Rate	1.80%	1.60%																																	
	APtP Index Cap Rate	5.00%	4.00%																																	
	APtP Participation Rate (No Cap)	35%	30%																																	
S&P MARC 5% ER	APtP Index Margin (No Cap)	0.70%	1.15%																																	
S&P 500 LOW VOLATILITY DAILY RISK CONTROL 5%	APtP Index Margin (No Cap)	2.75%	3.55%																																	
Fixed Account		2.10%	1.90%																																	

NORTH AMERICAN COMPANY FOR LIFE AND HEALTH INSURANCE® Rates Effective as of 4-18-2019

FIXED INDEX ANNUITIES ¹	Index Cap Rate Only				Minimum Surrender Value	Minimum Premium	Withdrawal Provisions/ Contract Features	Surrender Charges ⁶	States Not Available	
North American Performance ChoiceSM 12 Plus (3.00% Premium Bonus on all deposits for 5 years.) (North Dakota: 5.00% Premium Bonus on all deposits for 5 years)		APP	MPP	IPT	87.5% of premiums less withdrawals @ 1.00%	\$2,000-Q \$10,000-NQ (\$50/mo. TSA) \$1000 w/ EFT \$100/month-Q	Penalty Free Withdrawals - After the 1st contract yr, withdrawal once per year not to exceed 10% of the Accumulation Value is available. Interest Adjustment - Applied only during the Interest Adjustment period to surrenders exceeding the applicable penalty-free amount and limited to the Interest credited to the Accumulation Value. Annual Transfer Option: After the first year, you may transfer between available accounts and/or crediting methods on each contract anniversary. Surrender Value: Value never less than minimum required by state laws at the time of issue where the contract is delivered. Riders: Nursing Home Confinement Waiver (not available in all states) Optional GLWB Rider available - Income Pay [®] Plus Premium Bonus Recapture (12 Plus Only) 12 Years 100%, 95%, 90%, 85%, 80%, 70%, 60%, 50%, 40%, 30%, 20%, 10%	12 Years (10,10,10,10,10,9,8,7,6,5,4,2)	AK, CT, DE, IL, MN, MO, MT, NY, NV, OH, OK, OR, PA, UT, VA, WA	
	S&P 500 [®]	3.25%	1.40%	3.95%						
	S&P MARC 5% ER	2.75%	N/A	N/A						
	DJIA SM	2.40%	N/A	N/A						
	S&P MARC 5% ER w/Par. Rate	55%	N/A	N/A						
	Russell 2000 [®]	2.25%	N/A	N/A						
	NASDAQ-100 [®]	2.30%	1.20%	N/A						
	EURO STOXX	3.10%	N/A	N/A						
	Hang Seng	2.65%	N/A	N/A						
	Fixed Account	1.55%								
Premium Bonus	3.00%									
First Year Yield ⁹	4.95%									
North American Performance ChoiceSM 8 Plus (3.00% Premium Bonus on all deposits for 5 years.) Utah Rates - call for details!!		APP	MPP	IPT	87.5% of premiums less withdrawals @ 1.00%	\$2,000-Q \$10,000-NQ (\$50/mo. TSA) \$1000 w/ EFT \$100/month-Q	Penalty Free Withdrawals - After the 1st contract yr, withdrawal once per year not to exceed 10% of the Accumulation Value is available. Interest Adjustment - Applied only during the Interest Adjustment period to surrenders exceeding the applicable penalty-free amount and limited to the Interest credited to the Accumulation Value. Annual Transfer Option: After the first year, you may transfer between available accounts and/or crediting methods on each contract anniversary. Surrender Value: Value never less than minimum required by state laws at the time of issue where the contract is delivered. Riders: Nursing Home Confinement Waiver (not available in all states) Optional GLWB Rider available - Income Pay [®] Plus Premium Bonus Recapture (8 Plus Only) 8 Years 100%, 90%, 80%, 70%, 60%, 50%, 40%, 20%	8 Years (10,10,10,10,9,8,5,3)	NY (UT - Call for details)	
	S&P 500 [®]	3.15%	1.30%	3.70%						
	S&P MARC 5% ER	2.80%	N/A	N/A						
	DJIA SM	2.20%	N/A	N/A						
	S&P MARC 5% ER w/Par. Rate	50%	N/A	N/A						
	Russell 2000 [®]	2.05%	N/A	N/A						
	NASDAQ-100 [®]	2.10%	1.25%	N/A						
	EURO STOXX	2.85%	N/A	N/A						
	Hang Seng	2.40%	N/A	N/A						
	Fixed Account	1.45%								
Premium Bonus	3.00%									
First Year Yield ¹⁰	4.49%									

See website for full disclaimer information. www.igroupweb.com/NAAdisclaimer.pdf
FOR AGENT USE ONLY. NOT TO BE USED FOR CONSUMER SOLICITATION PURPOSES.
 Rates effective 4/18/19. Rates and commissions are subject to change. Check for current state approvals.
 DK1360-A7394

NORTH AMERICAN COMPANY FOR LIFE AND HEALTH INSURANCE® Rates Effective as of 4-18-2019

FIXED INDEX ANNUITIES ¹	Blended Product						Minimum Premium	Withdrawal Provisions/ Contract Features	Surrender Charges ⁶	States Not Available		
NAC RetireChoiceSM 10 (2.00% on first 5 year premium deposits.) LOW BAND rates shown! (\$20,000 - \$249,999) HIGH BAND (\$250,000+) Call For Details!!!	10 Year Surrender Charge		MA	APP	PTP	MPP	IPT	\$20,000 Q&NQ (premium bonus recapture)	Additional Liquidity: For a cost, the optional Additional Benefit Rider offers additional liquidity when added to the Contract. 10% penalty-free withdrawals, beginning in the third contract year, increase to 20% if no withdrawals taken in the previous year. (this is the maximim amount) Return of premium is available in third contract year, less premium bonus, withdrawals and any rider costs (excluding the Additional Benefit Rider cost) 5% Additional Payout Benefit is available on Accumulation Value at payout, after the surrender charge period. Additional Premium Bonus: Premium Bonus increases from 2.5% to 5%. Additional Payout Benefit: 5% Accumulation Value at payout after the surrender charge period. Return of Premium: Available in third contract year, less premium bonus, withdrawals and any rider costs (excluding the Additional Benefit Rider cost). The premium bonus recapture also applies to any increased premium bonus due to the Additional Benefit Rider and the cost of the Rider will continue to be deducted even if the part of the additional premium bonus has been recaptured.	10 Years (10,10,9,9,8,8,7,6,4,2)	AK, CT, DE, MN, MO, NY, NV, OR, SC, VT, WA (OK & OH - call for details)	
	S&P 500 [®]		45%	4.00%	6.55%	1.50%	4.50%			Minimum Surrender Value		MVA ²
	DJIA SM		45%	2.75%	N/A	N/A	N/A					Y
	S&P Midcap 400 [®]		40%	2.65%	N/A	N/A	N/A	87.5% of premiums less withdrawals @ 1.00%		Issue Ages		
	NASDAQ-100 [®]		N/A	2.65%	N/A	1.30%	N/A			0-79 Q&NQ		
	Afternoon (PM) London Gold Market Fixing Price		N/A	2.85%	N/A	N/A	N/A					
	Fixed Account		1.75%									
	Premium Bonus		2.00%									
First Year Yield ¹¹		3.78%										
NAC IncomeChoice 10 LOW BAND (\$20,000 - \$249,999) HIGH BAND (\$250,000+) Call For Details!!!	10 Year Surrender Charge		MA	APP	PTP	MPP	IPT	Minimum Premium	Additional Liquidity: For a cost, the optional Additional Benefit Rider offers additional liquidity when added to the Contract. 10% penalty-free withdrawals, beginning in the third contract year, increase to 20% if no withdrawals taken in the previous year. (this is the maximim amount) Return of premium is available in third contract year, less premium bonus, withdrawals and any rider costs (excluding the Additional Benefit Rider cost) 4% Additional Payout Benefit is available on Accumulation Value at payout, after the surrender charge period. Additional Premium Bonus: Premium Bonus increases from 3% to 8%. Additional Payout Benefit: 4% Accumulation Value at payout after the surrender charge period. Return of Premium: Available in third contract year, less premium bonus, withdrawals and any rider costs (excluding the Additional Benefit Rider cost). Additional Benefit Rider Premium Bonus: The premium bonus recapture also applies to any increased premium bonus due to the Additional Benefit Rider and the cost of the Rider will continue to be deducted even if the part of the additional premium bonus has been recaptured.	Surrender Charges ⁶	States Not Available NY	
	S&P 500 [®]		N/A	3.15%	30%	1.10%	N/A			\$20,000 Q&NQ		10 Years (10,10,10,10,10,9,8,6,4,2)
	S&P MARC 5% ER		N/A	1.90%	N/A	N/A	N/A					MVA ²
	S&P 500 Low Volatility Daily Risk Control 5%		APTp w/ Threshold Participation Rates (No Cap)		Index Return Threshold		9.00%			Minimum Surrender Value		N
					Base Par Rate		30%					
					Enhanced Par Rate		110%					
	Fixed Account		1.30%									
	GLWB Bonus		5.00%									
							87.5% of premiums less withdrawals @ 1.00%	Issue Ages				
								40-79				

NORTH AMERICAN COMPANY FOR LIFE AND HEALTH INSURANCE® Rates Effective as of 4-18-2019

FIXED INDEX ANNUITIES	Blended Product	Minimum Surrender Value	Minimum Premium	Withdrawal Provisions/ Contract Features	Surrender Charges	States Not Available																											
 Strategic Design Annuity X	<table border="1" style="width: 100%; border-collapse: collapse;"> <tr> <td style="width: 15%;"></td> <td style="width: 15%;"></td> <td style="width: 15%; text-align: center;">10 Year</td> </tr> <tr> <td rowspan="3" style="text-align: center;">S&P 500®</td> <td style="text-align: center;">MPtP Index Cap Rate</td> <td style="text-align: center;">2.00%</td> </tr> <tr> <td style="text-align: center;">APtP Index Cap Rate</td> <td style="text-align: center;">5.25%</td> </tr> <tr> <td style="text-align: center;">APtP Participation Rate (No Cap)</td> <td style="text-align: center;">45%</td> </tr> <tr> <td rowspan="3" style="text-align: center;">APtP w/ Inverse Edge Trigger</td> <td style="text-align: center;">Negative Index Return Threshold</td> <td style="text-align: center;">-10.00%</td> </tr> <tr> <td style="text-align: center;">Base Declared Performance Rate</td> <td style="text-align: center;">2.00%</td> </tr> <tr> <td style="text-align: center;">Enhanced Declared Performance Rate</td> <td style="text-align: center;">8.00%</td> </tr> <tr> <td rowspan="2" style="text-align: center;">S&P MARC 5% ER</td> <td style="text-align: center;">APtP Participation Rate (No Cap)</td> <td style="text-align: center;">100%</td> </tr> <tr> <td style="text-align: center;">Two-Year PtP Participation Rate (No Cap)</td> <td style="text-align: center;">130%</td> </tr> <tr> <td style="text-align: center;">Fixed Account</td> <td></td> <td style="text-align: center;">2.35%</td> </tr> </table>				10 Year	S&P 500®	MPtP Index Cap Rate	2.00%	APtP Index Cap Rate	5.25%	APtP Participation Rate (No Cap)	45%	APtP w/ Inverse Edge Trigger	Negative Index Return Threshold	-10.00%	Base Declared Performance Rate	2.00%	Enhanced Declared Performance Rate	8.00%	S&P MARC 5% ER	APtP Participation Rate (No Cap)	100%	Two-Year PtP Participation Rate (No Cap)	130%	Fixed Account		2.35%	87.5% of premiums less withdrawals @ 1.00%	\$50,000 Q&NQ	<ul style="list-style-type: none"> After the first contract anniversary, up to 7% of the initial premium each year. Guaranteed lifetime withdrawal benefit (GLWB): GLWB value roll-up of 200 percent of the interest credited expedites potential income growth Enhanced penalty-free withdrawals: Annual penalty-free withdrawal percentage starts at 10 percent after the first contract anniversary but can grow as large as 32 percent. Lifetime income option: Level or increasing options for lifetime payments. Lifetime payment amount multiplier (may not be available in all states): Doubled lifetime payment amount up to five years, eligibility based on inability to perform two of six activities of daily living (ADLs4). Accumulation value step-up: On the ninth and 10th contract anniversaries, if interest credits are less than the total amount of rider charges incurred the accumulation value will increase by the accumulation value step-up amount. 	10 Years (10,10,10,10,10,9,8,7,6,4,2)	MVA N Issue Ages 50-79	NY
			10 Year																														
	S&P 500®	MPtP Index Cap Rate	2.00%																														
		APtP Index Cap Rate	5.25%																														
		APtP Participation Rate (No Cap)	45%																														
	APtP w/ Inverse Edge Trigger	Negative Index Return Threshold	-10.00%																														
		Base Declared Performance Rate	2.00%																														
		Enhanced Declared Performance Rate	8.00%																														
	S&P MARC 5% ER	APtP Participation Rate (No Cap)	100%																														
		Two-Year PtP Participation Rate (No Cap)	130%																														
Fixed Account		2.35%																															

SAGICOR LIFE INSURANCE COMPANY (Sagicor)







INDEXED	Current Interest	Guaranteed Interest	Minimum Premium	Withdrawal Provisions	Surrender Charges	Issue Ages	MVA Y=Yes N=No	States Not Available												
Sage Select Fixed Indexed (4.00% Immediate Bonus Interest on Initial Premium)	Declared Rate Strategy Interest Rate: 2.00% S&P 500® Index Strategy Cap: 4.00% Global Multi Index Strategy 3 Participation Rate 40.00%	3.00% on 87.5% of Premium	Single Purchase Payment \$2,000 Q&NQ (no inherited IRA's)	<u>Penalty Free Withdrawals</u> - Beginning in year 2, the owner can withdraw up to 10% each year. If this amount is not withdrawn it is cumulatively added to the following years penalty free withdrawal, up to 50%. <u>Allocation Dates</u> - Can occur the 1st, 8th, 15th or 22nd day of the month. <u>Nursing Home Facility or Confirmed Care Facility Confinement</u> - If owner qualifies, the maximum free withdrawal percentage will be 100%. <u>Death of Owner</u> - Death benefit will be paid if the owner dies before the maturity date. It will be paid in one lump sum or an available settlement option may be chosen.	9 Years (9,8,7,6,5,4,3,2,1)	15 days to age 85-NQ 15 days to age 85-Q	N	AK, CT, ME, NY, VT												
 Sage Secure FIA	<table border="1" style="width: 100%; border-collapse: collapse;"> <tr> <th style="width: 10%;">Declared Rate</th> <th style="width: 15%;">S&P 500 Index 1 Yr Point-to-Point</th> <th style="width: 15%;">Global Multi-Index 1 Yr Point-to-Point w/Par</th> </tr> <tr> <td style="text-align: center;">10 Year</td> <td style="text-align: center;">2.80%</td> <td style="text-align: center;">6.30%</td> </tr> <tr> <td style="text-align: center;">7 Year</td> <td style="text-align: center;">2.75%</td> <td style="text-align: center;">6.15%</td> </tr> <tr> <td style="text-align: center;">5 Year</td> <td style="text-align: center;">2.35%</td> <td style="text-align: center;">6.00%</td> </tr> </table>	Declared Rate	S&P 500 Index 1 Yr Point-to-Point	Global Multi-Index 1 Yr Point-to-Point w/Par	10 Year	2.80%	6.30%	7 Year	2.75%	6.15%	5 Year	2.35%	6.00%	This value is 87.5% of the single premium paid	Minimum Premium Amount \$10,000 (Q & NQ) Maximum Premium Amount \$750,000	Penalty Free Withdrawals allowed: -Maximum Penalty Free Withdrawal Percentage: 10% each year (Beginning contract year 2) -Nursing Home Facility, Confined Facility Care Confinement or Terminal Illness: Maximum Penalty Free -Withdrawal percentage will be 100% when certain nursing home, confined care facility confinement or terminal illness conditions are met (Beginning day 1) • Transfer/Relocations are allowed at the end of each 1-year term period • Market Value Adjustment (MVA) • Maturity is reached on the contract anniversary following the Annuitant's 100th birthday • The Death Benefit may be paid out in a lump sum or an available settlement option may be chosen	10 Years (9,9,8,7,6,5,4,3,2,1) 7 Years (9,8,7,6,5,4,3) 5 Years (9,8,7,6,5)	Issue age for owner and Annuitant 15 days to 90 years (Age last birthday)	Y	AK, CA, CT, ME, MT, NY, VT
Declared Rate	S&P 500 Index 1 Yr Point-to-Point	Global Multi-Index 1 Yr Point-to-Point w/Par																		
10 Year	2.80%	6.30%																		
7 Year	2.75%	6.15%																		
5 Year	2.35%	6.00%																		

See website for full disclaimer information. www.igroupweb.com/NAAdisclaimer.pdf
FOR AGENT USE ONLY. NOT TO BE USED FOR CONSUMER SOLICITATION PURPOSES.
 Rates effective 4/18/19. Rates and commissions are subject to change. Check for current state approvals.
 DK1360-A7394

Before sending business to Sagicor: Every agent in all states must have it confirmed that the appointment process has been completed and product training has been successfully completed.

OXFORD LIFE INSURANCE COMPANY









Rates Effective as of 4-15-2019

INDEXED	Current Interest	Guaranteed Interest	Minimum Premium	Withdrawal Provisions	Surrender Charges	Issue Ages	MVA Y=Yes N=No	States Not Available
Royal Select FIA  8% Bonus!	Fixed Rate: 2.10%	1% on 87.5% of premium	\$10,000-\$350,000 Q & NQ	Beginning in the second year: up to 10% of accumulated value Waiver of Surrender/Withdrawal Charges: Terminal Illness Benefit, Home Health Benefit, Nursing Home Benefit Market Value Adjustment (MVA): the market value adjustment is applied only during the surrender/withdrawal charge period and only on amounts that exceed the penalty free withdrawal amount.	10 years (10,9,8,7,6,5,4,3,2,1)	18-80 Q & NQ	Y	AL, MT, MS, NY, VT, WV
	Annual Point-to-Point Cap: 4.60%							
	Monthly Average Cap: 4.60%							
	Optional GLWB Income Account Rate: 6.75%							
Silver Select FIA  4% Bonus!	Fixed Rate: 2.50%	1% on 87.5% of premium	\$10,000-\$350,000 Q & NQ	Beginning in the second year: up to 10% of accumulated value Waiver of Surrender/Withdrawal Charges: Terminal Illness Benefit, Home Health Benefit, Nursing Home Benefit Market Value Adjustment (MVA): the market value adjustment is applied only during the surrender/withdrawal charge period and only on amounts that exceed the penalty free withdrawal amount.	10 years (10,9,8,7,6,5,4,3,2,1)	18-80 Q & NQ	Y	AL, MT, MS, NY, VT, WV
	Annual Point-to-Point Cap: 5.45%							
	Monthly Average Cap: 5.45%							
	Optional GLWB Income Account Rate: 6.75%							
Select Series: Select 3 	Fixed Rate: 2.25%	1% on 87.5% of premium	\$10,000-\$350,000 Q & NQ	Beginning in the second year: up to 10% of accumulated value Waiver of Surrender/Withdrawal Charges: Terminal Illness Benefit, Home Health Benefit, Nursing Home Benefit Market Value Adjustment (MVA): the market value adjustment is applied only during the surrender/withdrawal charge period and only on amounts that exceed the penalty free withdrawal amount.	10 years (10,9,8,7,6,5,4,3,2,1)	18-80 Q & NQ	Y	AL, MS, NY, VT, WV
	Annual Point-to-Point Cap: 4.55%							
	Monthly Average Cap: 4.55%							
Select Series: Select 5 	Fixed Rate: 2.65%	1% on 87.5% of premium	\$10,000-\$350,000 Q & NQ	Beginning in the second year: up to 10% of accumulated value Waiver of Surrender/Withdrawal Charges: Terminal Illness Benefit, Home Health Benefit, Nursing Home Benefit Market Value Adjustment (MVA): the market value adjustment is applied only during the surrender/withdrawal charge period and only on amounts that exceed the penalty free withdrawal amount.	10 years (10,9,8,7,6,5,4,3,2,1)	18-80 Q & NQ	Y	AL, MS, NY, VT, WV
	Annual Point-to-Point Cap: 5.50%							
	Monthly Average Cap: 5.50%							
Select Series: Select 7 	Fixed Rate: 2.70%	1% on 87.5% of premium	\$10,000-\$350,000 Q & NQ	Beginning in the second year: up to 10% of accumulated value Waiver of Surrender/Withdrawal Charges: Terminal Illness Benefit, Home Health Benefit, Nursing Home Benefit Market Value Adjustment (MVA): the market value adjustment is applied only during the surrender/withdrawal charge period and only on amounts that exceed the penalty free withdrawal amount.	10 years (10,9,8,7,6,5,4,3,2,1)	18-80 Q & NQ	Y	AL, MS, NY, VT, WV
	Annual Point-to-Point Cap: 5.75%							
	Monthly Average Cap: 5.75%							
Select Series: Select 10 	Fixed Rate: 2.90%	1% on 87.5% of premium	\$10,000-\$350,000 Q & NQ	Beginning in the second year: up to 10% of accumulated value Waiver of Surrender/Withdrawal Charges: Terminal Illness Benefit, Home Health Benefit, Nursing Home Benefit Market Value Adjustment (MVA): the market value adjustment is applied only during the surrender/withdrawal charge period and only on amounts that exceed the penalty free withdrawal amount.	10 years (10,9,8,7,6,5,4,3,2,1)	18-80 Q & NQ	Y	AL, MS, NY, VT, WV
	Annual Point-to-Point Cap: 6.30%							
	Monthly Average Cap: 6.30%							

(For Agent Use Only)
 Not intended for soliciting annuity sales from the public.
 Rates and Commissions subject to change.
 Check for current state approvals.

PROTECTIVE LIFE INSURANCE COMPANY (PLIC)

Rates Effective as of 3-12-2019

INDEXED	Current Interest	Guaranteed Interest	Minimum Premium	Withdrawal Provisions	Surrender Charges	Issue Ages	MVA Y=Yes N=No	States Not Available	
Protective Indexed Annuity II 5 Year  Return of Premium Option available with lower caps/rates	Premiums under \$100,000 Fixed Account 2.20% Participation Rate 100% S&P 500 Annual Pt-to-Pt Cap 5.45% Annual Trigger Rate 4.35% Annual Rate Cap for Term 5.40% Caps & Rates are lower in Non-MVA states	Premiums over \$100,000 Fixed Account 2.35% Participation Rate 100% S&P 500 Annual Pt-to-Pt Cap 5.75% Annual Trigger Rate 4.65% Annual Rate Cap for Term 5.70%	1.25% on 100% of Premium	\$10,000 Q & NQ Minimum Additional Deposits \$1,000 1st year only	10% penalty free withdrawal available each year. Nursing facility, terminal illness & unemployment waivers. Full accumulation upon death	5 Years (9,9,8,7,6) Surrender charges differ in CA, IA & OR	0-85	Y except AK, MO, PA, UT, VT	NY
Protective Indexed Annuity II 7 Year  Return of Premium Option available with lower caps/rates	Premiums under \$100,000 Fixed Account 2.30% Participation Rate 100% S&P 500 Annual Pt-to-Pt Cap 5.55% Annual Trigger Rate 4.45% Annual Rate Cap for Term 5.50% Caps & Rates are lower in Non-MVA states	Premiums over \$100,000 Fixed Account 2.45% Participation Rate 100% S&P 500 Annual Pt-to-Pt Cap 5.85% Annual Trigger Rate 4.75% Annual Rate Cap for Term 5.80%	1.25% on 100% of Premium	\$10,000 Q & NQ Minimum Additional Deposits \$1,000 1st year only	10% penalty free withdrawal available each year. Nursing facility, terminal illness & unemployment waivers. Full accumulation upon death	7 Years (9,9,8,7,6,5,4) Surrender charges differ in CA, IA & OR	0-85	Y except AK, MO, PA, UT, VT	NY
Protective Indexed Annuity II 10 Year  Return of Premium Option available with lower caps/rates	Premiums under \$100,000 Fixed Account 2.45% Participation Rate 100% S&P 500 Annual Pt-to-Pt Cap 5.70% Annual Trigger Rate 4.70% Annual Rate Cap for Term 5.65% Caps & Rates are lower in Non-MVA states	Premiums over \$100,000 Fixed Account 2.60% Participation Rate 100% S&P 500 Annual Pt-to-Pt Cap 6.00% Annual Trigger Rate 5.00% Annual Rate Cap for Term 5.95%	1.25% on 100% of Premium	\$10,000 Q & NQ Minimum Additional Deposits \$1,000 1st year only	10% penalty free withdrawal available each year. Nursing facility, terminal illness & unemployment waivers. Full accumulation upon death	10 Years (9,9,8,7,6,5,4,3,2,1) Surrender charges differ in CA, IA & OR	0-85	Y except AK, MO, PA, UT, VT	NY
Protective Indexed Annuity New York 5 Year  Return of Premium Option available with lower caps/rates	Premiums under \$100,000 Fixed Account 1.95% Participation Rate 100% S&P 500 Annual Pt-to-Pt Cap 4.10% Annual Triggered Rate 3.35%	Premiums over \$100,000 Fixed Account 2.20% Participation Rate 100% S&P 500 Annual Pt-to-Pt Cap 4.55% Annual Triggered Rate 3.90%	1.25% on 100% of Premium	\$10,000 Q & NQ Minimum Additional Deposits \$1,000 1st year only	10% penalty free withdrawal available each year. Nursing facility, terminal illness & unemployment waivers. Full accumulation upon death	5 Years (9,9,8,7,6)	0-85	N	AVAILABLE ONLY IN NY
Protective Indexed Annuity New York 7 Year  Return of Premium Option available with lower caps/rates	Premiums under \$100,000 Fixed Account 2.05% Participation Rate 100% S&P 500 Annual Pt-to-Pt Cap 4.35% Annual Triggered Rate 3.45%	Premiums over \$100,000 Fixed Account 2.30% Participation Rate 100% S&P 500 Annual Pt-to-Pt Cap 4.65% Annual Triggered Rate 4.00%	1.25% on 100% of Premium	\$10,000 Q & NQ Minimum Additional Deposits \$1,000 1st year only	10% penalty free withdrawal available each year. Nursing facility, terminal illness & unemployment waivers. Full accumulation upon death	7 Years (9,9,8,7,6,5,4)	0-85	N	AVAILABLE ONLY IN NY
Protective Indexed Annuity New York 10 Year  Return of Premium Option available with lower caps/rates	Premiums under \$100,000 Fixed Account 2.10% Participation Rate 100% S&P 500 Annual Pt-to-Pt Cap 4.40% Annual Triggered Rate 3.60%	Premiums over \$100,000 Fixed Account 2.35% Participation Rate 100% S&P 500 Annual Pt-to-Pt Cap 4.70% Annual Triggered Rate 4.15%	1.25% on 100% of Premium	\$10,000 Q & NQ Minimum Additional Deposits \$1,000 1st year only	10% penalty free withdrawal available each year. Nursing facility, terminal illness & unemployment waivers. Full accumulation upon death	10 Years (9,9,8,7,6,5,4,3,2,1) Surrender charges differ in CA, IA & OR	0-85	N	AVAILABLE ONLY IN NY
Protective Asset Builder 6 Year  Return of Premium Option available with lower caps/rates	Premiums under \$100,000 Fixed Account 2.25% Participation Rate 100% S&P 500 Annual Pt-to-Pt Cap 5.50% Annual Triggered Rate 4.40%	Premiums over \$100,000 Fixed Account 2.40% Participation Rate 100% S&P 500 Annual Pt-to-Pt Cap 5.80% Annual Triggered Rate 4.70%	1.25% on 100% of Premium	\$10,000 Q & NQ Minimum Additional Deposits \$1,000 1st year only	10% penalty free withdrawal available each year. Nursing facility, terminal illness & unemployment waivers. Full accumulation upon death	6 Years (9,8,7,6,5,4)	0-85	Y	NY
Protective Asset Builder 8 Year  Return of Premium Option available with lower caps/rates	Premiums under \$100,000 Fixed Account 2.35% Participation Rate 100% S&P 500 Annual Pt-to-Pt Cap 5.60% Annual Triggered Rate 4.60%	Premiums over \$100,000 Fixed Account 2.50% Participation Rate 100% S&P 500 Annual Pt-to-Pt Cap 5.90% Annual Triggered Rate 4.90%	1.25% on 100% of Premium	\$10,000 Q & NQ Minimum Additional Deposits \$1,000 1st year only	10% penalty free withdrawal available each year. Nursing facility, terminal illness & unemployment waivers. Full accumulation upon death	5 Years (9,9,8,7,6)	0-85	Y	NY

(For Agent Use Only) Not intended for soliciting annuity sales from the public. Rates and Commissions subject to change. Check for current state approvals.

Annual Trigger Rate: This strategy credits a predetermined trigger interest rate when index performance is flat or positive. When index performance is negative, no interest is credited for that year.
Annual Tiered Rate: This strategy credits a base interest rate when index performance is flat or positive and a performance index performance reaches a specified performance tier. When index performance is negative, no interest is credited for that year. Effective 3/15/2016, the S&P 500® Index must have an annual return of 15.00% for the performance interest rate enhancement to be applied.